



**Eugene City Council**

125 E. 8th Ave., 2nd Floor  
Eugene, OR 97401-2793  
541-682-5010 • 541-682-5414 Fax  
www.eugene-or.gov

# EUGENE CITY COUNCIL AGENDA

January 25, 2016

**5:30 p.m. CITY COUNCIL WORK SESSION**

**Harris Hall**

**125 East 8<sup>th</sup> Avenue**

**Eugene, Oregon 97401**

**7:30 p.m. CITY COUNCIL MEETING**

**Harris Hall**

**125 East 8<sup>th</sup> Avenue**

**Eugene, Oregon 97401**

---

**Meeting of January 25, 2016;  
Her Honor Mayor Kitty Piercy Presiding**

**Councilors**

George Brown, President

Pat Farr, Vice President

Mike Clark

George Poling

Chris Pryor

Claire Syrett

Betty Taylor

Alan Zelenka

---

**CITY COUNCIL WORK SESSION**

**Harris Hall**

**5:30 p.m. A. WORK SESSION:**

**State of Parks and Recreation Facilities**

**CITY COUNCIL MEETING**  
**Harris Hall**

**1. PUBLIC FORUM**

**2. CONSENT CALENDAR**

*(Note: Time permitting, action on the Consent Calendar may be taken at the 5:30 p.m. work session.)*

- A. Approval of City Council Minutes**
- B. Approval of Tentative Working Agenda**
- C. Reappointment to Metropolitan Wastewater Management Commission**
- D. Adoption of Ordinance Concerning State Law Consistency; Amending Chapter 4 (Offenses) and Chapter 5 (Traffic); and Providing an Effective Date**

*\*time approximate*

---

The Eugene City Council welcomes your interest in these agenda items. This meeting location is wheelchair-accessible. For the hearing impaired, FM assistive-listening devices are available or an interpreter can be provided with 48 hours' notice prior to the meeting. Spanish-language interpretation will also be provided with 48 hours' notice. To arrange for these services, contact the receptionist at 541-682-5010. City Council meetings are telecast live on Metro Television, Comcast channel 21, and rebroadcast later in the week.

City Council meetings and work sessions are broadcast live on the City's Web site. In addition to the live broadcasts, an indexed archive of past City Council webcasts is also available. To access past and present meeting webcasts, locate the links at the bottom of the City's main Web page ([www.eugene-or.gov](http://www.eugene-or.gov)).

El Consejo de la Ciudad de Eugene aprecia su interés en estos asuntos de la agenda. El sitio de la reunión tiene acceso para sillas de ruedas. Hay accesorios disponibles para personas con afecciones del oído, o se les puede proveer un intérprete avisando con 48 horas de anticipación. También se provee el servicio de intérpretes en idioma español avisando con 48 horas de anticipación. Para reservar estos servicios llame a la recepcionista al 541-682-5010. Todas las reuniones del consejo están grabadas en vivo en Metro Television, canal 21 de Comcast y después en la semana se pasan de nuevo.

**For more information, contact the Council Coordinator at 541-682-5010,**  
**[www.eugene-or.gov](http://www.eugene-or.gov)**

# EUGENE CITY COUNCIL

## AGENDA ITEM SUMMARY




---

### Work Session: State of Parks and Recreation Facilities

---

Meeting Date: January 25, 2016  
 Department: Public Works  
 Library Recreation and Cultural Services  
[www.eugene-or.gov](http://www.eugene-or.gov)

Agenda Item Number: A  
 Staff: Craig Carnagey; 541-682-4930  
 Craig Smith; 541-682-5334

---

#### **ISSUE STATEMENT**

This is a summary report to the council regarding Eugene's Parks and Recreation System. In 2014, the council reviewed a report which described existing conditions and a funding gap to operate and maintain City parks and recreation facilities. The focus of this year's report is to update the council on where the process is to establish a new vision for the future of the parks and recreation system.

#### **BACKGROUND**

Eugene enjoys and benefits from over 4,300 acres of parks which includes: playgrounds, sport fields and ball courts, trails and pathways, gardens, and natural areas, as well as six community centers, three swimming pools and six satellite recreation facilities that extend services by leveraging local partnerships. These parks and recreation assets work together as a system that provides essential social, environmental, and economic benefits that contribute to the overall health, safety, and vitality of the community.

Over the last five years, both Parks and Open Space (POS) and Recreation Services divisions have contributed to reducing the City General Fund budget deficit by restructuring and operating more efficiently, reducing operating budgets by trimming services, increasing revenue targets, shifting funds out of the General Fund into other dedicated funds, and pursuing partnerships and grants. By working together, staff from POS, and Recreation, have helped make the organization stronger and better able to meet the ever increasing demands of maintaining the parks and recreation system. However, successive years of budget cuts, and absorbing cost increases, while still meeting the changing needs of a growing community, has resulted in many critical maintenance needs not being met.

As part of the ongoing search to find ways to improve the delivery of parks and recreation services, the divisions sought to engage the community in discussions about the system, and to envision a new future for the community's parks and recreation facilities. In 2015, POS and Recreation Services divisions launched a process to establish a plan for the future of the Parks and Recreation System. The intended outcome is for the council adoption of this plan in the winter of

2016/2017, and the initiation of funding strategies to implement this plan soon after.

### **PARKS and RECreate System Planning**

*PARKS and RECreate: Picture. Plan. Play.* is a community conversation to help the City identify priorities for the next 10-plus years of Parks and Recreation in Eugene. The resulting plan will serve as a road map for capital investments, put into place mechanisms for sustained maintenance, and renew or identify new partnerships for enhanced services to the public. Eugene's Parks and Recreation system has a strong history of community investment and support - from the earliest land donation in 1906 that created Hendricks Park, to two successful bond measures in the past 16 years, totaling over \$52 million in capital investment. The system is highly valued and serves as the cornerstone of a healthy, active community. Through statistically valid polling it has been learned that 90 percent of Eugene residents view Eugene Parks and Recreation as very or somewhat important to their quality of life. Planning for the responsible growth and stewardship of the system is therefore a critical component to Eugene's continued and future livability.

The PARKS and RECreate process has set out to ensure that plans for the future are responsive to the community's values and aspirations.

### **The PARKS and RECreate Process**

The first phase in the planning process is complete. This phase entailed the collection of information from many sources to gain a thorough understanding of the current state of parks and recreation in Eugene. Traditional public outreach tools were combined with new innovative approaches to reach out to more individuals than ever before. Approximately 7,000 voices were heard:

- Pop-up Events - 30 mobile meetings/parties popped up where people were already gathered. 2,600 individuals participated.
- Latino Community Outreach - This specialized outreach involved a partnership with the office of Human Rights and Neighborhood Involvement, University of Oregon students, UO Professor Gerardo Sandoval, and public engagement specialist James Rojas. 350 Eugene and Springfield residents participated.
- Online-survey, statistically-valid survey, Recreation facility survey - surveys covered general topics such as overall system usage, service satisfaction, concerns, priorities for the future and the effect of facility conditions on the recreation experience. 3,700 surveys were completed.
- Stakeholder and staff listening sessions - Informal, open-ended meetings with staff and individuals who partner or regularly interact with Parks and Recreation Services were held. 130 stakeholders and 105 staff participated.
- Website and social media - Online tools were utilized to make available information about the project and opportunities for involvement on a 24/7, wherever-you- are basis.

In addition to community engagement, a variety of technical analyses were conducted to help staff better understand the system of today and opportunities for the future. These analyses included

equity mapping to show geographic distribution of facilities; benchmarking of Eugene's system against other comparable cities; trends analysis; and facility assessments.

### **What Has Been Learned: Needs Assessment Findings**

The Needs Assessment Report synthesizes the collected information and identifies key findings. Some of the findings are as expected, and some are surprising. Together they lay a solid foundation from which recommendations for the future can be built.

System-wide findings are described in terms of strengths, challenges, opportunities and trends. These findings are summarized in the Needs Assessment Executive Summary found at <https://eugparksandrec.atavist.com/>. This online platform for providing information in a multi-media presentation is designed to be a friendly and accessible format for gaining a quick overview of the findings. The complete Needs Assessment Report is included as Attachment A and includes more detailed descriptions and findings. The Needs Assessment Report thoroughly cites all sources, many of which are included in the Report Appendix that will be available on January 12 at [www.eugparksandrec.org](http://www.eugparksandrec.org).

Guiding themes are a distillation of what has been learned and will serve as guiding principles for draft recommendations. They are:

- *Serve the entire community* - Provide equitable and welcoming access to parks, recreation facilities and programs regardless of geography, culture, ability or income.
- *Care for what the City has* - Ensure that basic amenities are provided and that they are safe and clean. Be responsible stewards of current assets and infrastructure by making the best possible use of what the City has.
- *Grow responsibly* - Understand where growth of the system is required to meet the needs of the community. Focus on quality of life and build on existing strengths.
- *Integrate with other systems* - Make regional connections and recognize the interdependence of Parks and Recreation with public health, transportation, land use, green infrastructure, education, art and culture, and economic development.
- *Invest in partnerships* - Continue to leverage Eugene's assets and expand services to the community through effectively partnering with public agencies, non-profits, the private sector, and community volunteers.

### **Next Steps**

As the City moves forward with the next phases of the project, staff will be working closely with the Trust for Public Lands, which brings significant regional and national experience and expertise in aligning park and recreation planning efforts with community needs and in finding sustainable solutions to the challenges of funding parks and recreation systems.

Public workshops are planned for early February to present the needs assessment findings and get early input into recommendations for the future. Following these workshops, recommendations will be drafted that identify priority capital investments and define future maintenance and operation levels. These recommendations will be shared for community input and feedback over the summer. A final plan is anticipated for council adoption in the winter of 2016/2017.

**RELATED CITY POLICIES**

- Council goal for Accessible and Thriving Culture and Recreation (*a community where arts and outdoors are integral to our social and economic well-being and are available to all*).
- Council goal for Fair, Stable and Adequate Financial Resources (*a government whose ongoing financial resources are based on a fair and equitable system of revenues and are adequate to maintain and deliver municipal services*).

**COUNCIL OPTIONS**

This is an informational work session; no action is required at this time.

**CITY MANAGER'S RECOMMENDATION**

No action is required at this time.

**SUGGESTED MOTION**

No action is required at this time.

**ATTACHMENTS**

- A. Parks and Recreation System Needs Assessment Report, January 2016 (Distributed to council for January 13 work session)

**FOR MORE INFORMATION**

Staff Contact: Craig Carnagey, POS Director; 541-682-4930

Craig Smith, Recreation Director; 541-682-5334

Staff E-Mail: [craig.t.carnagey@ci.eugene.or.us](mailto:craig.t.carnagey@ci.eugene.or.us); [craig.h.smith@ci.eugene.or.us](mailto:craig.h.smith@ci.eugene.or.us)



# PARKS AND RECREATION SYSTEM NEEDS ASSESSMENT REPORT

January 2016

**System**  
noun *sys·tem* \ˈsɪs-təm\  
a regularly interacting or interdependent  
group of items forming a unified whole





## CONTENTS

<b>1. Introduction</b>	<b>3</b>
Building on a Legacy	4
The Importance of Parks and Recreation	6
Parks and Recreation System at a Glance	7
<b>2. The Parks and Recreate Process</b>	<b>11</b>
What’s it all about?	11
Community Outreach	12
Technical Analysis	15
<b>3. What We’ve Learned: The Parks and Recreation System Today</b>	<b>18</b>
Strengths	19
Challenges	29
Opportunities	44
<b>4. A Closer Look: Facilities, Amenities and Programming</b>	<b>49</b>
Community Centers	50
Pools	55
Paths, Trails and River Access	58
Playgrounds and Spray Play	62
Sports Fields	66
Courts and Gyms	68
Specialty Facilities	70
Basic Amenities and Restrooms	75
Programming	77
<b>5. System-Wide Trends, Research and Examples</b>	<b>80</b>
<b>6. Where We’re Going</b>	<b>88</b>
Guiding Themes	89
Next Steps	90



# 1. INTRODUCTION



Eugene, Oregon is uniquely situated within a bounty of natural beauty and recreational opportunities. The Willamette River runs through the center of our fair city. We are surrounded by forested buttes that offer plentiful trails and scenic vistas overlooking large swaths of natural areas, developed parks and the buzz of urban life.

From Delta Ponds to the West Eugene Wetlands, habitat is protected and wildlife thrives in the urban area. We are a physically active and spirited community of students, professionals and hard-working people. We have something distinctly special here and we know it. It's why we chose this as our place to live, work and play.

We've heard from over 7,000 voices as part of the outreach phase of the PARKS and RECREATE system planning process. We don't always agree here in Eugene, but on one topic agreement is overwhelming: 90 percent of residents surveyed told us they consider parks and recreation important to their quality of life. Given this priority, a thoughtful and visionary plan for the future of these critical assets is in order. As we embark on this endeavor, it is necessary to know where we are now in order to determine where we want to go—we will explore both in depth throughout this needs assessment report. First, let's reflect on where we've been.



*Top of Spencer Butte, 1900*

## Building on a Legacy

“Eugene boys and girls will be climbing Spencer Butte 50 and 100 years from today, inspired by looking over a city built to the very foot of the Butte.”

—Francis M. Wilkins, 1937

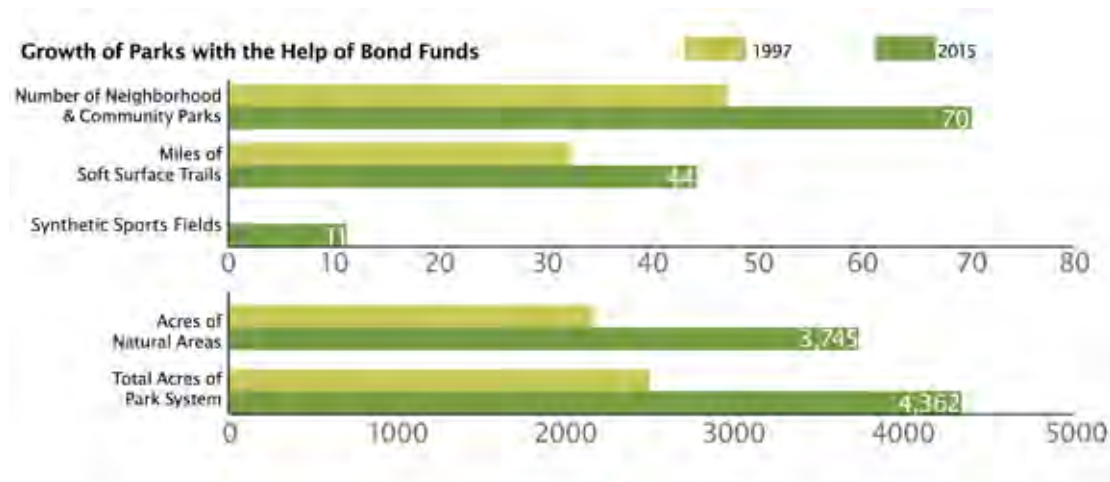
Eugene has a rich history of parks and recreation. Since our earliest days, Eugeneans have consistently acted in both small and heroic ways to make possible the parks and recreation system we now enjoy. It all began in 1906 with a land donation from the Hendricks family and continued with the bond-funded purchase of Skinner Butte in 1914. This spirit was never better epitomized than in 1937’s “buy a piece of the Butte” campaign. At the time, proposed logging threatened 240 acres of land beyond the outskirts of town, on the most prominent butte in a series of ridges. Despite the severely depressed economy, more than 1,000 Eugeneans pitched in \$.05–\$5 per family and together with a few larger donations, they saved Spencer Butte for future generations. Today the park system has grown to over 4,300 acres.

From a sporadic patchwork in the beginning to the vibrant connected system of today, the Ridgeline and Riverfront Parks are shining examples of what can take shape through careful planning and a grand shared vision. In the 1960s parkland along the Willamette River was still scarce and so were City funds. Six acres of riverfront land became available, but at a very steep price. Seven community leaders each put \$5,000 from their own pockets on the table and the negotiations began. The property owner lowered the price and the prized land was secured for future generations—becoming what is now Skinner Butte Park and the site of Campbell Senior Center. Building on that pioneering spirit, the first steps of a four-decade-long journey took place when construction of the Riverbank Path System began in the 1970s. This well-loved paved path now loops 12 miles and connects the community along both sides of the Willamette River.

The roots of recreation programming first took hold in 1927, when the voters of Eugene approved a Public Recreation and Playground Fund. This levy established a Playground Commission to administer funds and create summer youth programming. But it was the 1960s and '70s that marked the heyday of community center and pool development in Eugene. Once again, in 1966, the residents of Eugene showed their support for parks and recreation and passed a bond measure for \$1.75 million. As a result, three new community centers and two pools sprang up in quick succession.

Other recreation facilities were born of more humble beginnings. In 1972, an old house along the river was transformed into a new home for the River House Outdoor Program. Petersen Barn started out as an old dairy barn. In 1976, Bethel residents saw past the cow stalls and envisioned the thriving neighborhood hub it has now become. Today our recreation centers are places people visit to learn new skills, connect with other people and to simply have fun.

In our more recent history, Eugene voters have passed two bond measures, one in 1998 and one in 2006 totaling \$52.8 million in investments in Eugene’s parks, sports fields and pools.



Washburn Park, 1920s

We have inherited an amazing system and it is our generation’s responsibility to chart a course for the future—to create a bold vision that reflects our values and love of parks and recreation. Ours is a responsibility to keep a close eye on our collective pocket-book while never losing sight of the grand vision, being responsive to today’s challenges and rising to meet tomorrow’s needs. It’s our turn to create a legacy. Let’s begin.

## The Importance of Parks and Recreation



### Health and wellness

Exercising in parks and participating in recreation programs can improve your health – preventing obesity, improving cognitive function and enhancing social connectedness.



### Personal growth

Recreation programming creates opportunities for people to come together, develop and practice new skills, make friends, and have a greater sense of belonging.



### Economic prosperity

Eugene’s parks, natural areas and urban forest provide \$42.2 million in economic benefits annually in the form of water quality improvement, flood protection, air quality improvement, increased property values and enhanced outdoor recreation. Parks and Recreation greatly enhances the quality of life in Eugene—making it a desirable place to live for existing residents and attracting new ones.



### Building community

Parks, community centers and pools provide opportunities for people of diverse backgrounds to come together and connect socially through festivals, events, classes, programs, and volunteer projects.



### Environmental health

More than 3,700 acres of natural areas and over 100,000 trees along our streets and in developed parks clean our air and water and can lower summer local temperatures by up to nine degrees Fahrenheit. Outdoor and environmental education participants, from pre-schoolers to older adults, are taught the responsibility and value of becoming stewards of our natural environment.



### Livability, community identity and sense of place

The Willamette River, Skinner and Spencer Buttes, the West Eugene Wetlands, our neighborhood parks and our tree lined streets — all provide the physical underpinning to Eugene’s unique identity.

## System

noun *sis-təm* \ˈsɪs-təm\  
a regularly interacting or interdependent group of items forming a unified whole



## Parks and Recreation System at a Glance

In this report, we refer to the diverse collection of park and recreation facilities and amenities as a system because it is much more than an unrelated collection of things—it is an interconnected whole that is greater than the sum of its parts.

### The Eugene Parks and Recreation system is comprised of:

- ◆ 3,745 acres of natural areas
- ◆ 48 neighborhood park sites
- ◆ 19 community and metropolitan parks
- ◆ Six community centers
- ◆ Three pools
- ◆ Another eight buildings that are leased to partner organizations or available for rental or programming
- ◆ 100,000 trees along our streets and in developed parks
- ◆ 87 miles of paved paths and unpaved trails
- ◆ 6,000 programs and events every year
- ◆ Approximately 150 agencies and service providers who partner with us to deliver better services
- ◆ 131 staff who steward the system (many more in the summer months)
- ◆ Hundreds of volunteers who contribute thousands of hours of hard work

### And most importantly:

- ◆ 9.3 million park visits and 2.7 million recreation facility visits by adults on an annual basis.

That's why we call it a system. All of these elements work together to create places and experiences that make Eugene a better place to live.



Throughout this document and in subsequent ones, we will refer to six broad neighborhood planning districts. These areas will help us look at facilities and services and how they are distributed in various parts of our community.

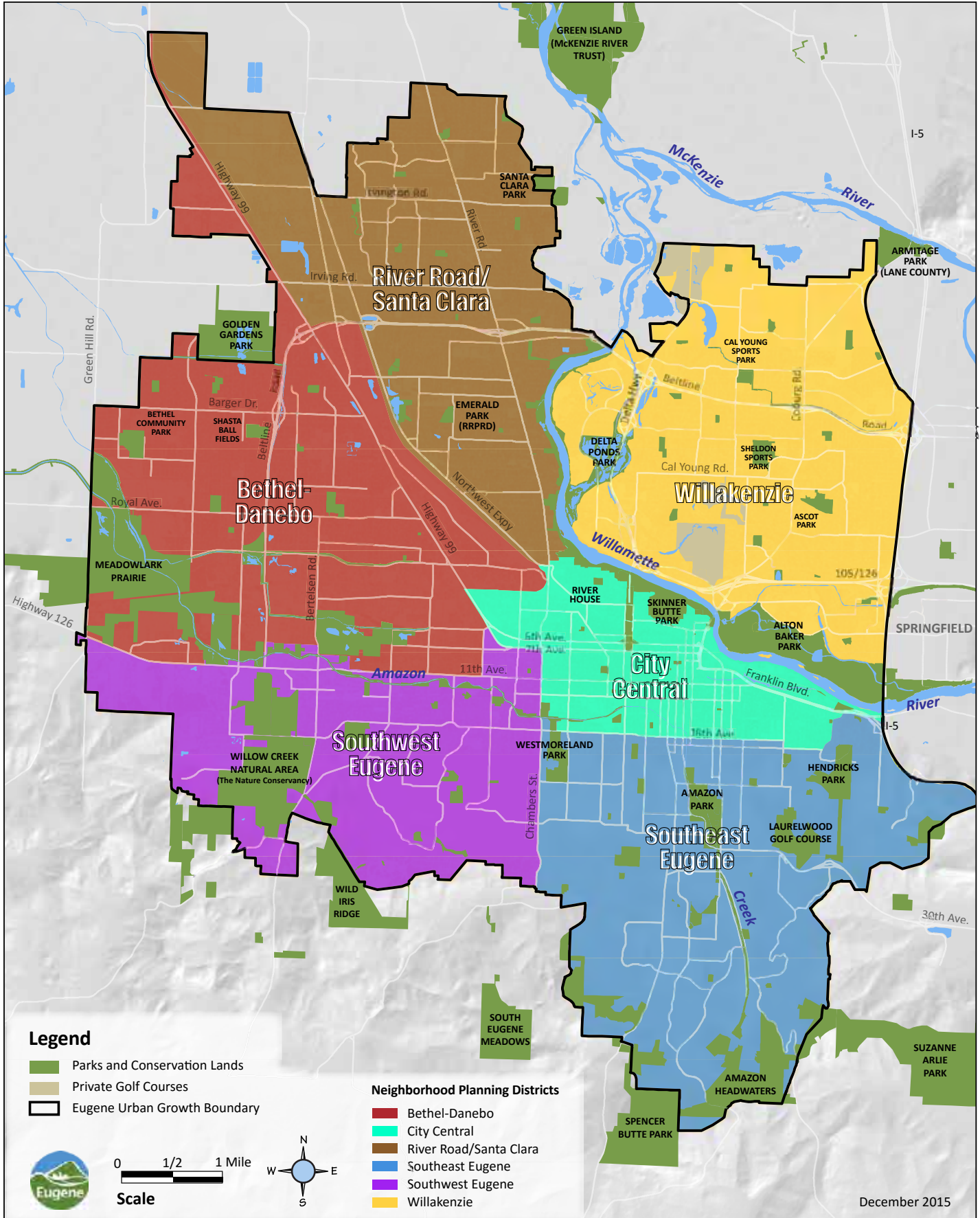
- ◆ River Road/ Santa Clara
- ◆ Willakenzie
- ◆ City Central
- ◆ Southeast Eugene
- ◆ Southwest Eugene
- ◆ Bethel-Danebo

And we're not in this parks and recreation business alone. Eugene's system sits within a larger context of recreation providers and conservation land owners. You will see references to additional public and non-profit agencies (other than the City) that also provide local recreation and conservation opportunities. These include:

- ◆ Lane County Parks
- ◆ River Road Parks and Recreation District
- ◆ Willamalane Parks and Recreation District
- ◆ 4J School District
- ◆ Bethel School District
- ◆ The University of Oregon
- ◆ The Nature Conservancy
- ◆ McKenzie River Trust
- ◆ U.S. Bureau of Land Management
- ◆ Boys & Girls Club of Emerald Valley
- ◆ Kidsports
- ◆ Eugene Family YMCA

# Neighborhood Planning Districts

## Eugene Parks and Recreation System







# 2. THE PARKS AND RECREATE PROCESS



## What's it all about?

“PARKS and RECreate: Picture. Plan. Play.” is a community conversation to help us identify priorities for the next 10-plus years of Parks and Recreation in Eugene.



With this collective vision in hand, we will create proposals for the future of the parks and recreation system, and again engage the community in conversation and input on those proposals.

This needs assessment synthesizes 12 months of work spent collecting ideas and opinions from the community and assessing the strengths, challenges and opportunities of the existing parks and recreation system. Some of the findings were as expected, and some were surprising. Together they lay a solid foundation from which recommendations for the future can be built.

# Community Outreach

In the “Collect” phase, we set out to do the most comprehensive community engagement and assessment of Eugene’s Parks and Recreation system to date. We combined traditional public outreach tools with new innovative approaches to reach out to more individuals than ever before. We succeeded: 7,000 voices were heard.



## 1. Pop-up Events



30 mobile meetings/parties popped up where people were already gathered. Community events, parks and parking lots played host to these fun and spontaneous outreach opportunities. Feedback was captured in various forms including one-on-one conversations, recorded stories about parks and recreation experiences, drawings, and Instagram photos. *2,600 individuals participated.*



## 2. Latino Community Outreach

This specialized outreach involved a partnership with the office of Human Rights and Neighborhood Involvement, University of Oregon students, UO Professor Gerardo Sandoval, and public engagement specialist James Rojas. Based on previous information suggesting that local Latinos encounter barriers to their use of parks and recreation facilities, this effort was focused on gaining an understanding of what is needed to create a more welcoming and inclusive environment in parks and recreation facilities. This outreach was accomplished through informal conversations, creative play exercises, and going to places where people were already gathered. *350 Eugene and Springfield residents participated.*

## 3. Online System Survey

This online survey covered general topics such as overall system usage, service satisfaction, concerns, and priorities for the future. The survey was promoted through the pop-up events, stakeholder and interested party email lists, traditional and social media. Residents of affordable housing developments were offered additional incentives for participation and a Spanish-language version was available. *2,700 surveys were completed.*

## 4. Statistically Valid System Survey

Administered by phone to randomly identified Eugene residents, this survey was almost identical to the questions asked in the online system survey. It provides a statistically valid data set that is helpful in comparing to those who self-selected to take the online version, and provides an accurate representation of views in the community as a whole on a percentage basis. *400 Eugene residents were surveyed.*



## 5. Recreation Facility Survey

With a focus on how the condition of the facility affects customer experience and satisfaction at individual recreation facilities, this survey was available on paper at community centers and pools and online. A Spanish-language version was also available. *600 surveys were completed.*

## 6. Stakeholder Listening Sessions

Informal, open-ended meetings with individuals of all ages who partner or regularly interact with Parks and Recreation Services were held. Some were one-on-one, others were in groups. Participants described what issues are in need of consideration and imagined their best possible outcomes for the future of Parks and Recreation in Eugene. *130 individuals participated.*

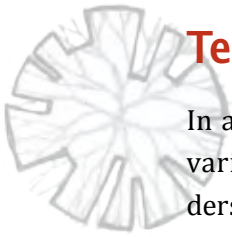
## 7. Staff Listening Sessions

Informal, open-ended meetings were also held with staff who work in the City's Parks and Open Space Division and Recreation Division. From parks operations staff to recreation programmers, these individuals have insights and expertise to offer. *105 City employees participated.*

## 8. Website, Facebook, Twitter, E-newsletter

Online tools were utilized to make available information about the project and opportunities for involvement on a 24/7, wherever-you-are basis. An online "Project Idea Form" allowed individuals to submit ideas for consideration and a Spanish-language page provides basic project information.





## Technical Analysis

In addition to extensive and innovative community engagement, a variety of technical analyses were conducted to help us better understand the system of today and opportunities for the future.

### A. Equity Mapping

The Trust for Public Land is a national non-profit that advocates for access to parks. They have developed a system of mapping that not only identifies areas that need additional services, but also prioritizes those areas based on three factors (population density, income, and age of residents). These “equity maps” were made for community centers and pools and are an important tool for understanding current geographical access to recreation facilities across the community. Equity maps for parks are underway and are anticipated to be complete in early spring of 2016.



## B. Benchmarking

The Trust for Public Land also helped to evaluate Eugene's parks and recreation system against other comparable communities. Communities for this comparison were chosen based on size, median income, location and cultural similarities. They include: Springfield OR, Salem OR, Spokane WA, Boise ID, and Fort Collins CO.

### How We Compare: Benchmarking

City	Eugene, OR	Boise, ID	Fort Collins, CO	Salem, OR	Spokane, WA	Springfield, OR	Comparison
Population (2013)	159,190	214,237	152,061	160,614	210,721	60,177	
Parkland per 1,000 Residents (acres)	26	26	9	17	19	34	Eugene is tied for having the 2nd highest amount of parkland per 1,000 residents
Number of Recreation Facilities (Community Centers) per 20,000 Residents	0.75	0.37	0.66	0.25	0	1.66	Eugene has the 2nd highest number of Recreation Facilities per 20,000 residents
Combined Square Footage of all Recreation Facilities	51,350	15,000	245,000	10,000	N/A	230,000	
Average Age of Recreation Facilities (years)	35	40+	20	5	N/A	25	Eugene has the 2nd oldest Recreation Facilities
Number of Pools per 100,000 Residents	1.88	3.27	2.63	N/A	2.85	3.32	Eugene has the fewest number of pools per 100,000 residents
Average Age of Pools (years)	37	39	26	N/A	5	32	Eugene has the 2nd oldest pools
Number of Ball Diamonds per 10,000 Residents	1.82	2.15	2.5	0.62	4.6	1.16	
Number of Multi-Purpose Fields per 10,000 Residents	2.2	2.24	3.22	0.75	2.14	0.66	
Number of Playgrounds per 10,000 Residents	3.27	3.69	2.89	3.05	2.89	4.82	
Community Garden Plots per 10,000 Residents	21.74	1.45	3.42	12.45	0.14	13.29	Eugene has the highest number of community garden plots per 10,000 residents
Miles of Paved Paths per 10,000 Residents	2.89	1.17	2.37	0.75	1.19	1	Eugene has the most miles of paved paths per 10,000 residents
Miles of Unpaved Trails per 10,000 Residents	2.58	7	N/A	0.68	0.24	3.82	

## C. Trends Research

A compilation of sources was used to identify trends related to local demographics, health and wellness, safety, climate change, facilities, programming and park and recreation facilities. This research also identified innovations from other communities that may be relevant or informative to Eugene's needs and challenges.

## D. Recreation Facility Assessment

The physical condition of Eugene's primary community centers and pools was assessed by Eugene's Facility Management Division. A qualitative assessment of how well each facility functions in its purpose of recreation programming and services was also developed based on recreation user surveys and staff input.




# 3. WHAT WE'VE LEARNED: THE PARKS AND RECREATION SYSTEM TODAY



The collective findings of the Needs Assessment are described in the following pages. This chapter focuses on findings that apply across the system.

More specific findings for individual facilities, amenities and programs are discussed in the following chapter. System-wide findings are described in terms of strengths, challenges and opportunities, and include information from existing facility inventories, staff assessments, community outreach and the various technical analyses described in the previous chapter (as cited).





## System Strengths

The strengths of Eugene’s parks and recreation system are many. Most striking are the strengths that are intrinsic to this unique landscape and community. These are strengths that cannot be bought or created, but are deeply rooted in people and place.

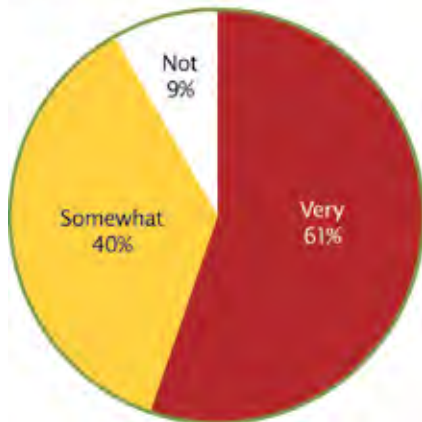
Park Visitor Usage



Recreation Facility Usage



Importance to Quality of Life



### 1. Parks and Recreation Services are highly valued by Eugeneans

Eugene’s Park and Recreation system is beloved across our community and is considered an essential component to the community’s quality of life. Whether they are hiking the Ridgeline Trail, swimming at Amazon Pool, bicycling along the Willamette River or playing at one of Eugene’s many playgrounds with their kids, Eugeneans are active and enthusiastic participants in the outdoors. Recreation programs provide opportunities for activities critical to the health and wellness of thousands every year in both classroom and outdoor settings.

- ◆ 50 percent of Eugeneans visit a developed or natural area park once a week, while 73 percent visit at least once a month. [1] This translates to a staggering 9.3 million park visits a year by Eugene resident adults. These figures do not even include park visits by children or those of visitors who come to Eugene each year from outside our area. However, these figures probably include a small percentage of visits to sites managed by other regional park agencies.
- ◆ Nearly 20 percent of Eugene’s population visits a community center or a pool weekly and 33 percent visit at least monthly. Our phone survey data documents 2.7 million Eugene resident adult visits to pools or community centers a year. [1] Recreation program participation is high with approximately 650,000 registrations for classes, camps or programs every year.
- ◆ The contribution that the city’s parks and recreation system makes towards people’s quality of life is significant, with nine out of ten Eugeneans reporting that the system is “very” or “somewhat” important to their quality of life. [1]. This community value is now being translated into important messaging from private local and growing businesses looking to attract new talent to Eugene with a strong message that our community is a “great place to live, work and play.” [2].

## 2. The natural beauty of Oregon is our backdrop

The natural beauty of our area plays a significant role in the community's appreciation for Eugene's park and recreation system. The park system boasts over 4,300 acres of natural and developed park areas within the context of the broad Willamette River basin and its adjacent buttes and ridgelines. Nestled between and around two primary buttes, Skinner and Spencer, the City's parks system provides the community access to and conservation of viewpoints, riverbanks, wetlands, forests and everything in between.

Of the park system's 4,300 acres, more than 3,700 acres are natural area parks. This relatively large proportion of natural area parks is reflective of the community's values of ecological conservation, appreciation of beauty and its vision for a large connected trail system, as well as the lower cost of acquiring and maintaining these lands. Natural areas received the highest ranking when those surveyed were asked to prioritize a list of 18 facility types, and nearly 50 percent of survey respondents selected "enjoy beauty and nature in parks" when asked what they value most about the City's parks and recreation system. [1]





### 3. Eugene's park system is large, diverse and connected

Eugene's developed park system includes 46 completed neighborhood parks and 19 community and metropolitan park sites. Although neighborhoods remain that are not adequately served by parks, tremendous progress has been made in the last 15 years to acquire land to address these gaps. In recent years, the City has acquired 12 future neighborhood park sites throughout the community. In benchmarking Eugene's park system against those of six other cities, Eugene shared the second highest ranking (with Boise, Idaho) in total number of acres of park land per thousand residents at 26 acres per thousand. Springfield's Wilamalane Park and Recreation District topped the list at 34 acres per thousand residents. [3] In addition to the park sites mentioned above, Eugene's park system includes 40 natural area park sites, 10 linear parks, six special facilities, and nine waterway corridors.

When looking at a map of Eugene's parks, what becomes apparent are the three broad landscape features that create connections of land, water and habitat through the community:

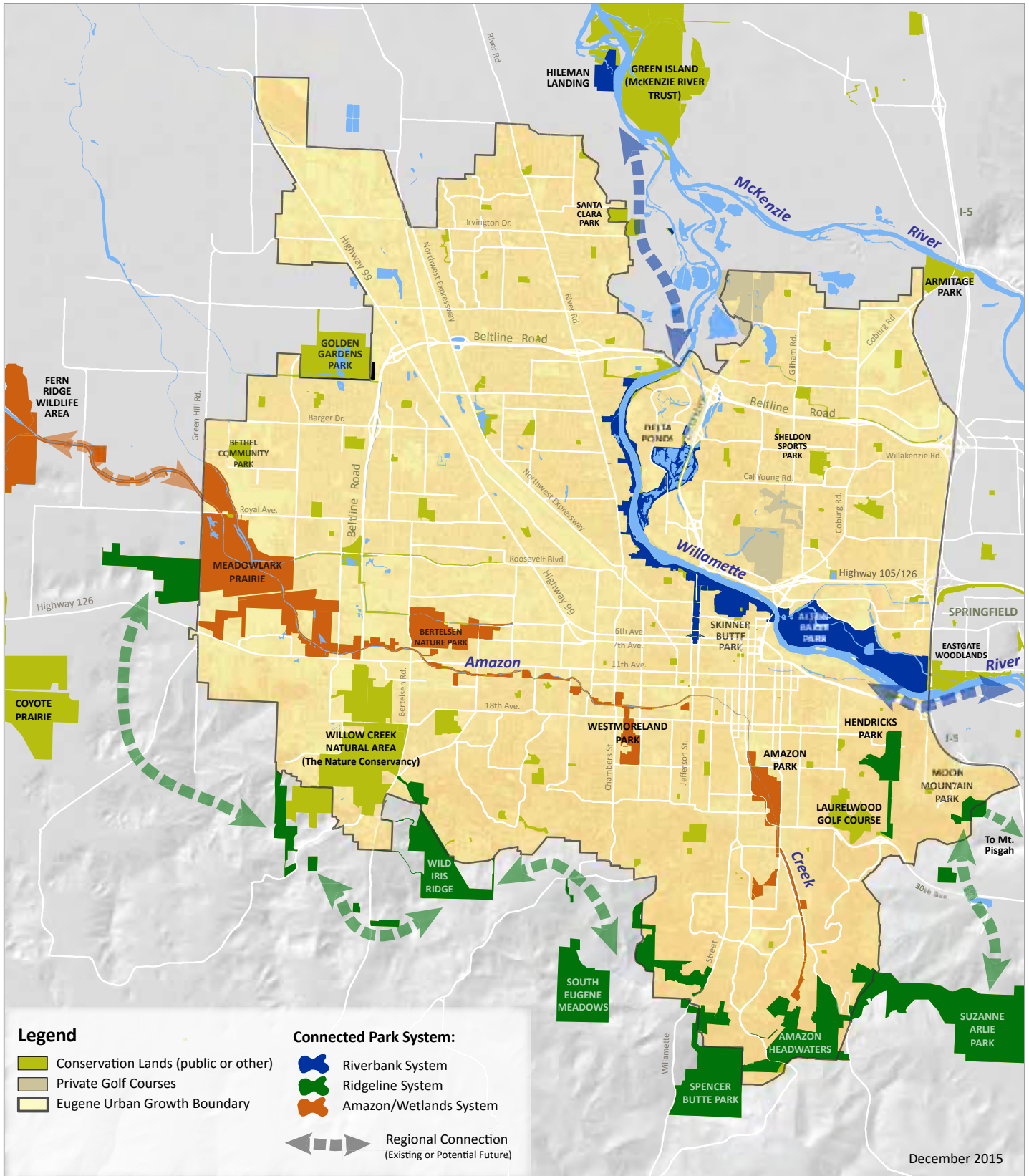
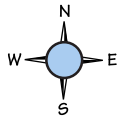
- ◆ Eugene's south Ridgeline system hosts 12 miles of trails between seven trailheads to connect buttes and hillsides along the forested ridges that form Eugene's south hills.
- ◆ The Willamette River, its forested margins and the associated riverfront park and path system combine to provide a central off-street transportation and habitat corridor through the center and north parts of the community.
- ◆ Amazon Creek flows from Spencer Butte north through downtown, then west through the West Eugene Wetlands and out to Fern Ridge Reservoir and the Long Tom River. Soft surface running trails, bike paths and habitat corridors surround the edges of this historic channel through the City and beyond.



*"There's a bike path along the river and it's awesome."  
—Pop-up Participant*

# Highlighting Connected Park Systems

## Eugene Parks and Recreation System



#### 4. Parks provide environmental benefits and cost savings

Eugene’s urban forest is home to approximately 100,000 trees in developed parks and along streets that are cared for by the City of Eugene’s Parks and Open Space Division. Eugene has been recognized and designated for the last 36 years by The Arbor Day Foundation as a “Tree City USA”. This is a tradition the City is committed to upholding with continued planting of trees in cooperation with local neighbors and non-profit groups such as Friends of Trees. The tree canopy not only provides shade and beauty, it also helps clean the air and lower local urban temperatures in summer.

Park lands also provide critical environmental functions related to clean water and flood control. Open green spaces catch rain water in vegetated areas, slowing its flow and filtering it prior to its entrance into the Willamette River and Amazon Creek. In a recent study, these environmental benefits of Eugene parks were valued at almost \$8 million annually. [4]

Places like Delta Ponds, the West Eugene Wetlands and the Ridgeline provide connected habitat corridors that are critical to long-term sustainability of plant and animal populations and are important for the safe movement of wildlife. Plants, animals and people alike benefit from the presence of nature in the city. In addition, connected corridors provide abundant recreational opportunities.





## 5. Recreation programs benefit thousands

Eugene's Recreation Division is the predominant provider of recreational programs in the City and extends services throughout the community by partnering with more than 150 other agencies and service providers. Eugene's recreation programming provides services and experiences that support the social fabric as well as the health and wellness of the community. Recreation patrons rave about how much they appreciate the exceptional teaching staff and variety of classes, programs and experiences offered through community centers around the City. [5]

Recreation programming spans all ages and abilities, with five areas of service: Adaptive, Aquatics, Athletics, Seniors, and Youth and Family. Many program participants are repeat customers who visit pools, sign up for a camp, a trip, or childcare, or participate in programs geared toward specific user groups. Municipal Recreation programs expand access to personal enrichment and community development activities to people that otherwise would not be able to afford them.

Eugene Recreation Division improves the quality of life for thousands of Eugeneans every year. Here are just a few examples:

- ◆ With an emphasis on access to services, scholarships lower program participation costs for 3,200 Eugeneans annually (with many more on the wait list).
- ◆ Club Bethel offers the largest after school program for middle schoolers in Eugene, with 148 children enrolled in the 2015–2016 school year. The program is free for participants and funded entirely by Eugene Recreation.

"My favorite thing about Eugene Recreation is the variety for all ages, capabilities and interests. A very fun and engaging service that has nurtured our community for years and hopefully, always will."

– Judy S., Recreation patron



“Eugene is a shining example of what an inclusive community should look like- a place where people with all types of disabilities use the accessible public transportation, play in our accessible parks and recreation centers, go river rafting, do the challenge course and are leaders in our city government. It’s a place where hundreds of people, with and without disabilities from throughout the world have visited and been inspired to make changes in their own communities.”

–Susan Sygall, *Mobility International USA*

- ◆ Fun for All provides free, supervised drop-in summer camp programs in parks throughout the city, drawing more than 14,000 visits from local youth and teens in 2015. Fun for All partnered with Food for Lane County to provide 10,298 free lunches to the kids who attended in the summer of 2015.
- ◆ The energy assistance program facilitates distribution of nearly \$450,000 in county and utility energy assistance for low-income seniors in our community.
- ◆ The Campbell Community Center — serving 100 seniors a day on average — is often local seniors’ only outlet for social interaction. They come to Campbell to enjoy affordable lunches, work on creative endeavors, sharpen their minds, and maintain their mobility through fitness. For the growing senior population, many of whom cannot afford or do not want to live in a retirement facility, this center becomes increasingly important in our community.
- ◆ Eugene Recreation’s adaptive services, which provide activities and services for Eugeneans with disabilities, have been consistently recognized as a leader in this field. One recent notable award came from the National Recreation & Parks Association and the National Therapeutic Recreation Society in recognition of excellence.
- ◆ Athletics creates and facilitates competitive and recreational team sports for 13,000 adults in the community every year, providing yet another opportunity for community members to live healthy active lives.
- ◆ Unique to Eugeneans’ passion for the outdoors, the River House Outdoor Program has been providing outdoor recreation skill development opportunities in our community for 50 years.





## 6. Parks and Recreation support community health and wellness

Scores of research studies have shown that the presence of parks and recreation in urban areas provides social, physical and mental health benefits. A 2006 paper published by the Trust for Public Land detailed these benefits such as enabling people to exercise, healthy child development and building stable communities. Some studies also show that the closer people live to parks, the more often they exercise. These benefits are important due to the dire impacts of lack of exercise and its role in high rates of obesity. [6]

What is less well-known is that parks also have been documented to provide a range of social and mental health benefits. Research shows that visual exposure to the greenery in parks helps people recover faster from illness and surgery. Studies have shown that children with attention deficit disorder have increased concentration after walking or playing in a park. Visual exposure to the plant life in parks has been shown to reduce mental fatigue and procrastination in urban residents. Also the kinds of play and exercise that are supported by access to parks also supports brain development in youth and brain health maintenance in adults. Finally, studies also show that access to open green spaces like parks promotes the formation of stronger social ties in the neighborhood. [6]

*“For some people this is like a lifeline. It’s the only place they go to be social and feel a sense of connection.”*

*—Pop-up Participant*



“The counselors were active and engaged and truly acted like they enjoyed their jobs! My child loved it.”

—*Survey Respondent*

## 7. Parks and Recreation staff and volunteers are talented and passionate public servants


Throughout the PARKS and RECreate outreach process, Eugeneans praised Recreation Program staff and instructors, and acknowledged the great work done by Parks and Open Space operations staff and Eugene Park Stewards coordinators. Community members see the consistent passion, professionalism, commitment to service, and care for park spaces and patrons exhibited by our staff and volunteers, and this feedback resonated throughout survey responses and other outreach conversations. [5] [7] [2] [8]

Eugene’s park and recreation staff are an invaluable resource and a significant strength of our system. About 130 year-round staff bring their skill, passion, professionalism and service ethic to their work to provide abundant, varied and high quality recreational experiences to Eugene’s residents and visitors. Their excellent performance in providing programming; maintaining developed and natural area parks; planning, designing and building parks; managing trees; managing resources and communicating with the community help make the park and recreation system what it is.

In 2014, Recreation’s Volunteer Coordinator and program staff worked alongside volunteers for 43,350 hours of donated time. Some examples of volunteer opportunities include assisting seniors at centers and in programs, helping staff lead adaptive recreation programs for people with disabilities, role modeling for youth in classes and camps, and maintaining and repairing equipment for outdoor programs.

In 2014, Eugene’s three park Volunteer Coordinators supported 347 volunteer events, drawing a total of 15,464 volunteer hours on projects throughout Eugene’s park system, from the ridgeline to the river, in both developed parks and natural areas. [9]






## System Challenges

The challenges faced by Eugene's Parks and Recreation system are generally not new—we've been working on them for years. But the magnitude of each of these issues has grown, as has the need to find solutions.

### 1. Park Maintenance and Operations Funding

#### Where we are

Over the past 16 years, Eugene residents have passed two bond measures that supported nearly doubling the acreage within our park system. While this expansion added great value for future residents and their park opportunities, there is a growing challenge. During those 16 years, the park maintenance budget has remained at virtually the same pre-expansion levels, leading to a \$2 million gap in funding for annual maintenance and operations of parks. Contributing to this gap are a series of budget reductions, combined with the costs of maintenance deferrals and increases in vandalism, graffiti, and illegal camping. The result of these funding shortages persisting over many years is a cumulative backlog of deferred maintenance capital projects totaling nearly \$24 million dollars. Deferred maintenance projects are capital projects needed to repair what is broken and worn out in our parks that we haven't been able to address in an on-going way due to insufficient funding.



The financial impact of illegal homeless camping on the park system has become very significant and difficult to address within existing resources. The number of illegal camps has grown several-fold over the last three years in Eugene's parks, rising to 600 camps in 2014 and 715 camps in 2015. In 2014 alone, the Eugene Parks and Open Space Division spent over \$250,000 cleaning up these camps. Addressing this issue has become an ongoing, urgent and critical function of park maintenance staff duties as established camps can generate extreme accumulations of trash, hazardous and human waste, safety concerns and environmental impacts. This workload has placed an additional burden on City Parks and Open Space operations staff, resulting in reduced operational service to other needs in the park system.

## What we're doing about it

This stark financial reality has motivated the Parks and Open Space Division to become significantly more efficient in its daily routines as well as to prioritize maintenance activities. Park maintenance staff has been organized into regional teams to realize efficiencies in route servicing and transportation of staff and equipment. Priority daily maintenance functions include trash pickup, restroom servicing and litter patrol, while other maintenance activities are done less frequently. Within individual parks, park amenities and areas that have the highest level of public use are being prioritized for the highest levels of maintenance. To accomplish this, park operations staff have developed and implemented a series of park maintenance standards to clarify priorities. These efforts have paid off—42 percent of phone survey respondents strongly agreed and 45 percent somewhat agreed that parks and natural areas are well-maintained. But efficiencies alone will not solve this problem. A reduction in services has resulted. A few examples of these reductions are:



- ◆ a 75 percent reduction in turf watering over the summer months in neighborhood parks;
- ◆ a 50 percent reduction in sports field mowing frequencies;
- ◆ permanent closure of three park restrooms;
- ◆ a 25 percent reduction in materials and supplies for soft surface trail maintenance.

## Community concern

The on-going underfunding of maintenance of parks is a growing concern for Eugene's park patrons and community members. Listening sessions with key partners in the community revealed this issue to be their biggest concern. [2] In the phone survey, 96 percent of respondents said that it was "very or somewhat important" to adequately fund maintenance of park and recreation facilities so that they remain safe, usable, and attractive. In addition, 83 percent of survey respondents said they were "very or somewhat concerned" that funding for park maintenance was not sufficient to allow new parks and recreation facilities to be added in the future. [1] In addition, the community strongly communicated the importance of the role that park maintenance plays in making parks feel safe and well cared for over the short and long term. [7]

## 2. Park Safety and Security

People generally feel safe in a majority of Eugene's Parks. Forty percent of phone survey respondents strongly agreed and 46 percent somewhat agreed that parks and natural areas are safe to use. However there are parts of the system where people do not feel safe, and many members of the community are expressing their concern. Throughout multiple surveys, pop-up event discussions, targeted outreach efforts and numerous staff and community listening sessions, concerns about park safety surfaced repeatedly as a significant and highly complex set of issues needing immediate attention. Eighty-seven percent of online survey respondents answered that they are concerned about the impacts of illegal camping and vandalism in Eugene parks. Of the 2,300 respondents to this survey question, 1,700 opted to provide additional information in an open-ended response. These responses were grouped into categories and are the basis for the following findings. [10]

In general, many park patrons attribute feeling unsafe in parks to Eugene's growing homeless population, citing human behaviors and impacts to park facility conditions that combine to create an unwelcoming environment in many parks. While many of the problems may be related to the significant visual, social and environmental impacts of illegal camping in parks, ongoing illegal behaviors related to drug abuse, drug sales, prostitution, and aggressive panhandling in Eugene's parks are not entirely related to members of the homeless community.



## Illegal Camping

In voicing their concern for their safety in parks, hundreds of people described what they see in detail and on a regular basis in the parks system and how it affects their use of the parks. Specific impacts cited include many related to illegal camping – trash, feces, and degradation of sensitive park areas. Most frequently noted areas for these problems were along the river banks throughout the Willamette Riverfront Parks, in Washington Jefferson Park under the I-105 Bridge, and in Monroe and Martin Luther King Jr. Parks. The Amazon Creek corridor was also mentioned frequently and many people cited feeling unsafe around some community centers in the Amazon and Riverfront park corridors. [10]

“There are significant transient issues in some of the parks, so we avoid those areas.”

—*Survey Respondent*

## Intimidating Behaviors

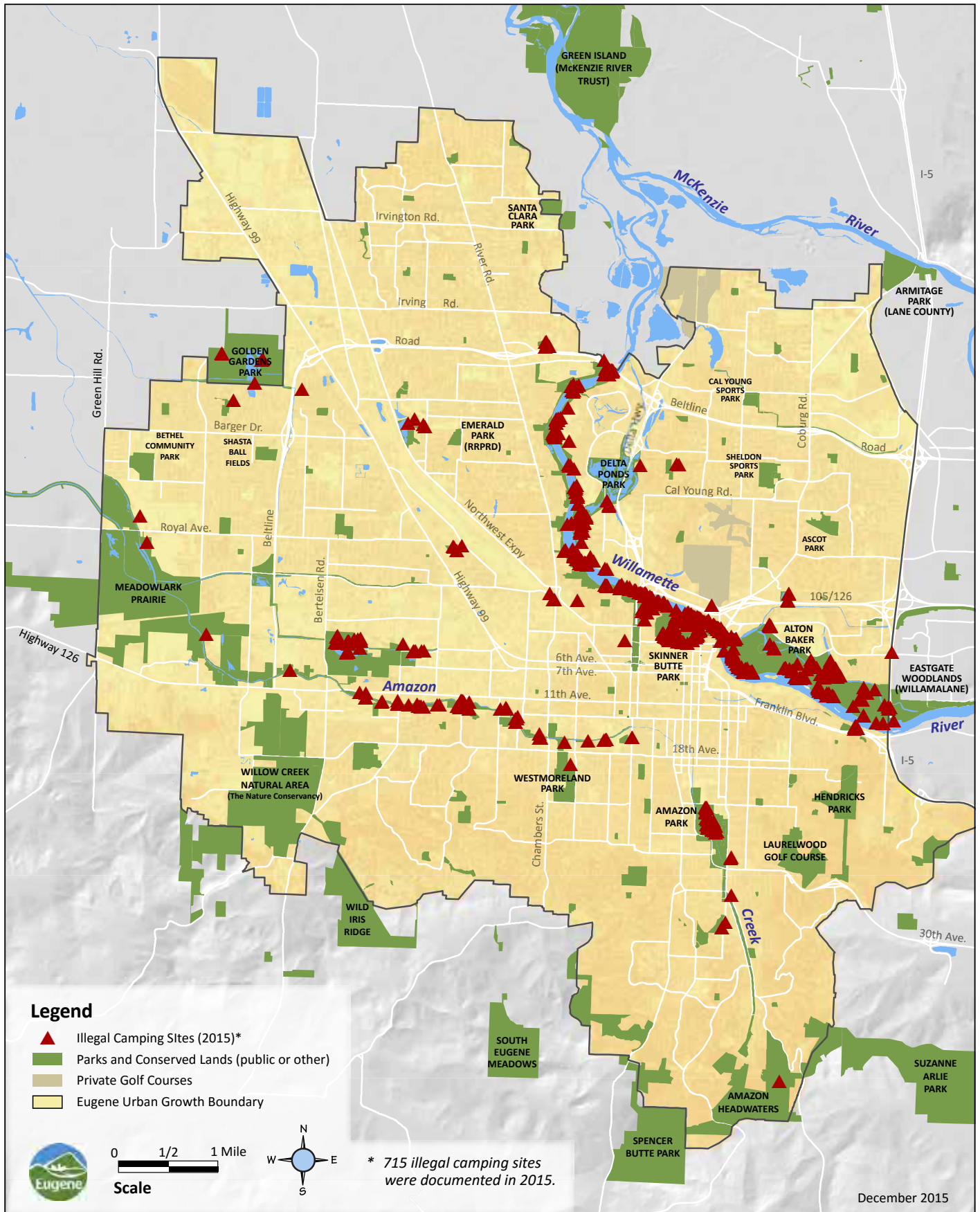
Unpredictable, aggressive and violent behaviors were a second category of concern and a reason why park users have stopped feeling safe in many of the parks they visit on a regular basis. Drug use and sales; groups of unfriendly people dominating a shelter or other park area all day; aggressive dogs; panhandling with angry responses to receiving a ‘no’ answer; and a generally uncomfortable feeling about these behaviors keep families away from playgrounds, discourage women from exercising in parks on their own, and create barriers to all park patrons for use of effected parks after dark. [10]

## Vandalism

Vandalism was a third category of negative impacts that participants reported making them feel that some parks are less safe than others. Graffiti, restrooms that are made unusable by illegal and unsanitary uses, and broken equipment or furniture contribute to the feeling of a ‘broken windows’ image, where people feel less and less invested in the care of a park site and its value to the community.

# Illegal Camping Sites in 2015

## Eugene Parks and Recreation System



## Ideas for Improvement

Participants proposed solutions to these various park safety issues throughout all the community conversations and surveys:

- ◆ Provide additional park patrols, security or police presence on a regular basis for enforcement purposes.
- ◆ Provide legal places for homeless people to camp – a place for people to go if they're removed from parks.
- ◆ Activate parks by bringing more people to them with free and accessible programming for the community
- ◆ Improve park maintenance and operations service levels.
- ◆ Install more park lighting
- ◆ Provide clear views into parks through vegetation management
- ◆ Install security call boxes or Emergency Telephone Boxes

In all, the messages we heard from the community were loud and clear that this is a problem that must be addressed effectively and very soon. In addition, the environmental impacts of homeless camping in parks are understood by the community to be significant and there is keen interest in resolving this growing issue compassionately, effectively and in a timely fashion. [10] [5]





### 3. Aging Facilities and Infrastructure

Eugeneans are experiencing the negative effects of aging community centers, pools and parks that are in need of updating and expansion.

#### Community Centers

Eugene has six regularly staffed community centers. Five of the six were built in the late 1960s and 70s (averaging 45 years old). In keeping with the philosophy of developing dispersed, smaller neighborhood-based centers in the 1960s and 70s, Eugene’s community centers have a relatively small average size of 8,500 square feet. In addition to their small footprints, the quality and condition of the facilities reflect their age and lack of financial investment in renovation or expansion since they were built. As a result, most centers are in need of rehabilitation, are costly to maintain, and do not have the capacity or the flexibility to meet growing community programming needs. [11]

“Things haven’t been upgraded at all. I don’t know how much longer we can Band-Aid it together.”

–Ed Smith, former Parks and Recreation Executive Director in a 1987 quote to the Eugene Register Guard



A rating system that combines building condition scores with programming ability, shows one good rating (Hilyard Center), one poor rating (Petersen Barn), and the other four facilities as fair. Community sentiment echoes this reality in surveys with patrons consistently citing lack of space, crowding, and the difficulty of inappropriate floors for exercise and dance classes. The lack of adequate and flexible indoor programming space inhibits staff’s ability to program current and trending activities important to the health and wellness of the community. [11]

Limited flexible programming space also prevents the City of Eugene from attracting outside recreational and athletic events that have the potential to contribute to the local economy. For example, after Amazon Pool was renovated the City of Eugene was able to host large, regional swim meets twice annually. These meets attract 3,000 tourists who contribute several hundred thousand dollars to the local economy every time they visit. Eugene is well known for its local and regional athletic and entertainment events and venues. Improving Eugene’s existing facilities will help expand the City’s offerings.

Find more information on Eugene’s Community Centers on page 50.



## Pools

The City of Eugene owns and operates three pools in Eugene. Two of the three pools were built in the late 1960s and are now 48 years old. Amazon Pool in South Eugene was expanded and renovated in 2001, and is the “crown jewel” among our recreation facilities. The popularity of Amazon Pool shows the community benefit of remodeling facilities to meet current needs. But it is only open six months of the year—placing the burden of aquatic services through the winter months on Sheldon and Echo Hollow Pools, which are both in need of major renovation.

Sheldon Pool, an indoor facility in North Eugene, underwent maintenance-based improvements in 2014 to extend its useful life and is open 12 months of the year. Echo Hollow Pool in northwest Eugene is an indoor/outdoor facility that is also open 12 months of the year. Many of the primary systems of both of these pools (plumbing, electrical, HVAC, furnishings) are beyond their expected useful lifespan and are in need of replacement.

Find more information on Eugene’s Pools on page 55.

## Parks

As noted earlier, lack of on-going maintenance and repairs have generated a backlog of park renovation needs that now exceed \$24 million. Examples of aging park infrastructure include play equipment reaching the end of its useful life, broken and worn out park furniture, bark running trails that verge on being unsafe, and restrooms needing repairs and aesthetic upgrades. While the City has managed to extend the life of these types of amenities for many years, eventually they will need to be removed or closed if funding for maintenance remains limited. Maintenance of our natural area assets through trail maintenance, vegetation management and habitat enhancement is an ongoing expense needed to protect and sustain the natural beauty valued by the community. [12]

## Funding

Funding for renovating or replacing park and recreation amenities and facilities is limited and, because of the magnitude of the need, will require voter-approved bond funding or another large source of capital dollars dedicated to specific projects. Ongoing sources of maintenance-eligible facility replacement funds are relatively limited when compared to the backlog of work needing to be addressed. Small amounts of the City's General Fund and developer permit fees are allowed to be dedicated to park renovation work, but in general, Community Centers, Parks and Pools tend to be managed to maintain infrastructure in its current state for as long as possible. Available capital dollars for maintenance-based re-construction in Parks has been focused almost solely on projects that will reduce maintenance or make maintenance more sustainable over the long term, such as conversion of large landscape planting beds to lawn areas and conversion of sand play surfacing in playgrounds to wood fiber chips.

In general, the inability of the City to adequately fund ongoing park maintenance and to be able to significantly invest in renovation and updating of existing community center facilities and pools has contributed to the acceleration of aging infrastructure and often, reduction in park and recreation system services.



## 4. Equity and Inclusion

Geographic inequity of parks and recreation facilities has long been an identified problem. Strides have been made to address this inequity through the purchase of land for parks in areas that were previously unserved. However, little progress has been made in improving access to community centers and pools.

### Geographic Equity

Mapping analysis is a good way to begin to understand the geographic distribution of park and recreation services and identify areas of gaps in service. Several maps were generated that took into consideration identified service areas for park and recreation facilities; population density; density of low-income households (households making under \$35,000 per year); and population density of children 19 and younger. [13]



**Community Centers:** The highest number of community center facilities are in the Southeast and City Central planning areas. This reflects the history of community center development in areas of the city that were densely developed in the 1960s and 70s, with limited facility development since the community has grown northward and westward from the downtown and UO campus areas. The addition of Petersen Barn and Sheldon Community Center extended some services to Eugene’s north and west neighborhoods, but significant gaps in service remain.

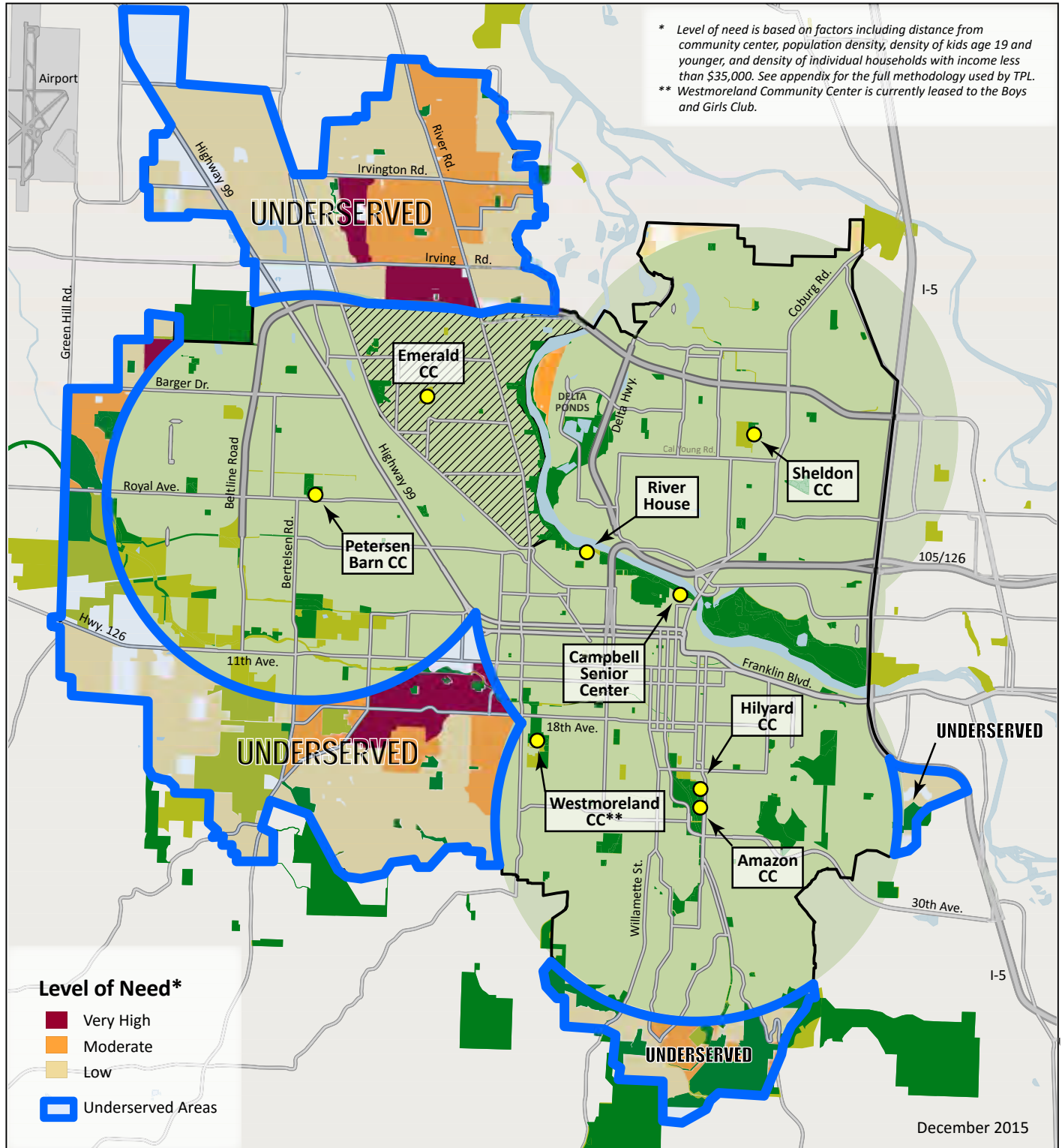

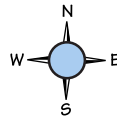
In addition to the City of Eugene’s community centers, recreation resources provided by other entities include Boys & Girls Club, River Road Parks and Recreation District facilities, Willamalane facilities, the University of Oregon Student Recreation Center, and the YMCA facility in south Eugene. Even considering these other facilities, some parts of town lack access to any community recreation facility at all. Southwest Eugene and Santa Clara do not have equitable access to community centers. [13]

# Community Center Service Area Equity Map

## Eugene Parks and Recreation System

### Legend

- City and RRPRD Community Centers
- City of Eugene Parks
- Other Conservation Lands (non-City)
- Community Center Service Areas
- Emerald Recreation Center Service Area
- Eugene Urban Growth Boundary (UGB)



### Level of Need\*

- Very High
- Moderate
- Low
- Underserved Areas

December 2015



**Pools:** Eugene’s three pools are beloved and heavily used, but two of them are significantly aged facilities. Other pools serving the local area include River Road Parks and Rec District pool, Willamalane’s two pools, the University of Oregon Student Recreation Center pool, the YMCA and Tamarack Wellness Center pools. Despite these additional resources, both Southwest Eugene and Santa Clara are lacking in access to pools. [13] In fact, there is strong evidence that Eugene as a whole is underserved for aquatic facilities when compared to other cities. In comparing Eugene’s aquatic facilities to comparable communities, Eugene has the fewest aquatic facilities per 100,000 residents. [3]



**Parks:** Equity maps for parks are still underway, while we address details related to how the service areas of parks are determined. In the past, the definition of ‘service area’ for neighborhood parks has been based upon the presence of a playground and the ability to safely walk one-half mile to the park without crossing an arterial street. In comparison to the practice of other communities and national organizations, these parameters now appear to be unnecessarily restrictive. For example, under those parameters, areas in Eugene immediately adjacent to significant community parks with existing playgrounds are shown as ‘un-served’ due to an arterial street barrier, even though signalized pedestrian crossings enable safe pedestrian and bicycle access. As a result, additional analysis is underway to create park service maps that incorporate safe crossings of arterial streets.

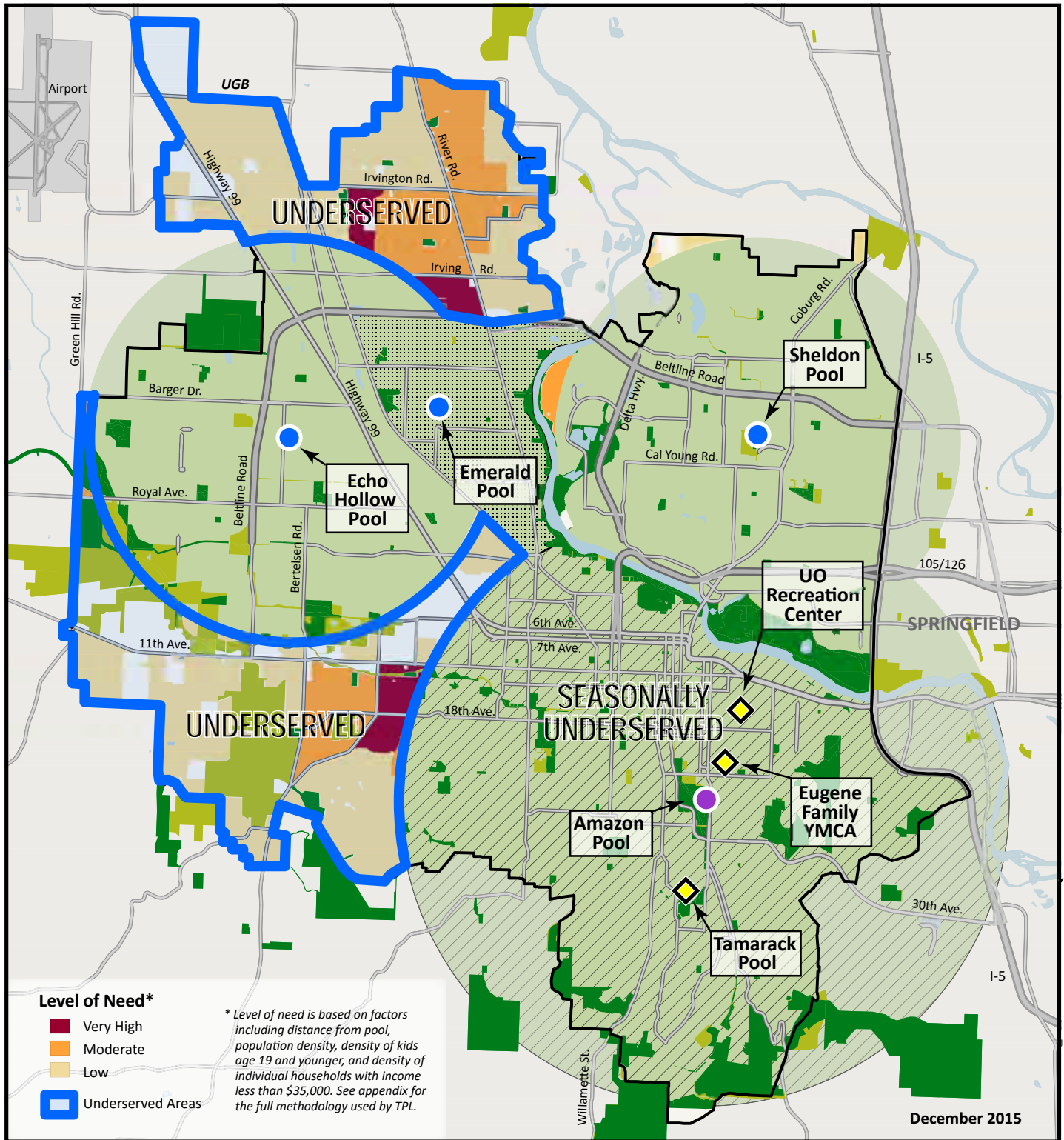
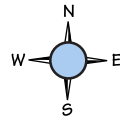
Evaluating park service areas that serve recreation functions beyond children’s playgrounds may be important in assessing the distribution of recreational opportunities at the neighborhood level. Additional analysis is being performed to consider expanding the current park service criteria to look more broadly at all types of parks (and the amenities within them) as long as they are publicly accessible.

**Legend**

- City or RRPRD Aquatic Facility (all-season)
- City Aquatic Facility (seasonal)
- Other Aquatic Facility (all-season)
- City of Eugene Parks
- Other Conservation Lands (non-City)
- Public Aquatic Facility Service Areas
- Emerald Pool Service Area
- Open Seasonally Only
- Eugene Urban Growth Boundary (UGB)

# Aquatic Facility Service Area Equity Map

## Eugene Parks and Recreation System



**Level of Need\***

- Very High
- Moderate
- Low
- Underserved Areas

\* Level of need is based on factors including distance from pool, population density, density of kids age 19 and younger, and density of individual households with income less than \$35,000. See appendix for the full methodology used by TPL.

December 2015

## Inclusion

While the equity mapping analysis illustrates geographical areas of needed parks and recreation services, other outreach and research efforts revealed the importance of cross-cultural inclusion and access to services across ability and income levels.

### Eugene’s Latino Community



Latinos make up the fastest growing demographic in Eugene’s population. A focused effort to hear from the Latino community revealed distinct and potentially significant gaps in cultural inclusion and equity of service provision in the Park and Recreation system. Latinos reported that they often don’t feel welcome in parks for a variety of reasons. Some reasons are structural, while others are cultural and social. Structural gaps include lack of park signage in Spanish including welcome signs, rule signs and instructional signs for park amenities. A lack of understanding of the rules and fear of inadvertently breaking them, leaves many Latinos feeling anxious about being active in parks. In addition, the current park reservation process was described as intimidating and difficult to navigate as the City doesn’t provide Spanish language signs explaining how to make a reservation, or which facilities require reservations. A larger, symbolic representation of welcoming Latinos to Eugene’s parks we heard was the idea of naming one of Eugene’s parks after a prominent Latino leader. [14]

“It would be great to have additional game/sports areas... basketball goals or bocce ball courts. Or soccer goals”

—*Survey Respondent*

Another issue is that Latino community members often gather spontaneously for soccer games and other group events, and preferred to have some fields and facilities available without reservations on a “first come, first served” basis. Rental fees were also mentioned as a structural barrier to lower income members of the Latino community. While many of Eugene’s park users often use park singly or in small groups, a cultural norm for the Latino community is often to gather in larger groups for family picnics or other types of social gatherings. Large groupings of easily movable tables, first-come first-serve picnic shelters and in-place barbecues provide ideal settings for these types of family group events. Eugene’s parks are particularly lacking in many of these amenities, especially located closely together. [14]






### Access regardless of income

Financial barriers were another reason that many in the community felt they had limited access to recreation programs or park facilities that require rental fees. With trend information showing that Eugene families are struggling economically, it is important to understand how income affects people's ability to participate. Targeted surveying of low-income supported housing residents revealed that many do not partake in programs or visit facilities due to the expense involved, including pool entry fees or program registration fees. Park shelter rental fees also provide a barrier to service for lower income residents. [7]

### Inclusive parks and playgrounds

The City has long met or exceeded the letter and intent of the Americans with Disability Act (ADA) accessibility guidelines in Eugene's playgrounds. Meeting these legal guidelines, however, is not enough to create environments that facilitate truly inclusive play amongst children and adults of all ages and abilities. The Riverplay Discovery Playground in Skinner Butte Park is the most inclusive of Eugene's playgrounds, but having been constructed nearly 10 years ago, it does not benefit from the latest philosophies and understanding about best practices for inclusive play. Many parents commented in surveys about the need to effectively accommodate and include people of all ages and abilities in playground settings through installation of specialized equipment and accessible surfacing methods. [5] [2] The upfront expense of such methods has proven to be a barrier to this type of development or upgrades in Eugene's playgrounds to date.





## System Opportunities

If all the opportunities that emerged from the community outreach were summarized into only one theme, it would be to “build on our strengths”. At a broad level Eugeneans spoke to us about what they love about our park and recreation system, what they want, and how to do it best into the future. The clarity of feedback was consistent, refreshing, and unwaveringly passionate in support of the following four priorities.



### 1. Take care of what we have

When asked about the importance of park maintenance and prioritization of future financial investments, survey respondents overwhelmingly and repeatedly voiced the importance and value of “caring for what we have.” Ninety-six percent of residents responded that availability of funds to adequately maintain park and recreation facilities was “very or somewhat important” to them. Making major repairs was also strongly favored over constructing new park facilities. [1]

These strong messages from the survey data were bolstered by conversations held with key park and recreation stakeholders throughout the community. The importance of maintaining, repairing and bringing our existing park system back to health stood out as a priority for many. [2] At the same time, the importance of addressing the homeless camping issue, and associated environmental impacts and park patron safety also was a strong theme through all outreach methods. People urge a compassionate and effective resolution to the park impacts of this complex problem that is painfully evident throughout the City. [7]

All the City’s recreation facilities are loved, and “expanding or improving” existing community centers and pools is a priority. [1] In describing existing recreation facilities, respondents to the recreation facility survey used words such as “dingy,” “cramped” and “shabby.” Indeed, most of these facilities suffer from outdated HVAC and other primary systems, small classrooms, and lack of storage. According to survey respondents, some facilities such as Amazon Community Center, Campbell Senior Center and the River House also experience safety and security issues. [11]

Beyond the constructed and developed park and recreation environment, Eugene’s strong appreciation for undeveloped natural areas is consistently evident in responses to what people value about their park system. When asked to pick what they value in parks, “Enjoy beauty and nature” ranked highest. Natural areas also ranked highest on a list of 18 park facility types. The health and wellness of Eugene’s rivers, forests, wetlands and trees are important to Eugene’s residents and conservation of these resources for everyone’s enjoyment ranks high. [1].

## 2. Provide more basic amenities and restrooms

People discussed the importance of informative and clear signage, places to sit, shade and shelter from the elements, lighting, and connective trails and paths, and—perhaps most important—restrooms. Inclusion of additional shelters, tables and barbeque facilities are highly desired items, particularly for Latino families.

To complete the ideal picture of parks for Eugeneans, most of these types of amenities would be in parks that are located within close walking distance to where they live. Ease of access to parks and connectivity among them in and through the community will help create ideal access to parks for Eugene’s residents. [5] [2] [15] [14] As walking and hiking are the most frequent recreation activities of Oregonians, an expansion of the existing path and trail network through Eugene’s Parks will increase recreation opportunities. [16] Improving the pedestrian environment of local sidewalks is another opportunity to increase access and recreational opportunities throughout the city.



### 3. Provide more access to water

Between our beloved Willamette River and Eugene’s city pools, Eugene’s residents have a real and deep appreciation for access to water during our hot and dry summer months. In anticipation of longer periods of summer drought, conservative and strategic use of Eugene’s water sources will be critical considerations. [7] [5] [2] [15]

“I would like access to the Willamette River with grass, trees, restrooms and access to swim/wade in the river.”

—Survey Respondent

- ◆ The Willamette River provides some of the best water experiences in the City including swimming, boating, fishing and gorgeous natural views. Eugene’s residents view the Willamette as critical to the City’s identity and desire safe ways to access the water’s edge. While safety and site impacts of Eugene’s homeless population camping along the river’s banks reportedly keep people away, hot summer days invite many for a river swim or float. River drowning is tragically an annual event in the community, making safe points of access even more of a priority.
- ◆ Amazon Pool is Eugene’s most popular pool and draws visitors from around the community. With nearly 200,000 visits in a six-month period every year, Amazon’s popularity also results in complaints of over-crowding, lack of pool space for desired activities, and chronic shortage of programming time for scheduling pool-based events, classes, and recreational swim hours. Eugene’s two other pools are smaller, have somewhat limited hours of operation, and don’t provide the recreational aquatic amenities that kids and families have grown to appreciate at Amazon Pool. Throughout survey responses and other outreach conversations, people continually voiced the need and desire for convenient access to a public pool in unserved areas of the community.



#### 4. Provide more community-based events

Parks in Eugene are places where people come to socialize, meet their neighbors, engage in civic contributions and just get outside. In our increasingly technology-driven world, Eugene's residents extolled the values of parks as places to get away from the information overload and make personal connections, find tranquility, and help their children grow up healthy and happy.

The community expressed appreciation for regularly scheduled recreation programming in parks such as the Fun-for-All program. Art activities, theater, barbeques, tennis classes, guided meditation and story times were all listed as ideas and activities that people wanted to do in parks. Providing these experiences in partnership with other local agencies, businesses, and community organizations will diversify and broaden community commitment to growing park-based programming. [5]

In 2021, for the first time ever on U.S. soil, Eugene will host the World Track and Field Championships. This is one of the largest international sporting events (behind the Olympics and the World Cup). With the eyes of the world on Eugene, there is a great opportunity to make investments in the parks and recreation system that will inspire the world and benefit the community for years to come.

Free community events in parks were also identified as a program that Eugene residents appreciate and would like to see more of. In addition to bringing neighborhoods together for fun and engaging performances, activities, food events or movies, people see activating parks as a way to build community. They also see these events as opportunities for improving park safety and security by activating parks with lively and legitimate community use. [5]

These sentiments were echoed by residents living in supported housing. They cited program fees as a consistent barrier to their participation in recreation activities and expressed a clear desire for more free-of-charge events or programs in park settings. [7]





*"I take my Mom every Sunday."  
—Pop-up Participant*



# 4. A CLOSER LOOK: FACILITIES, AMENITIES AND PROGRAMMING



This chapter takes a more detailed look at the current parks and recreation system by exploring the findings related to specific amenities and programs in these categories:

Community Centers

Pools

Paths, Trails and River Access

Playgrounds and Spray Play

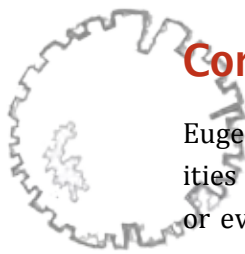
Sports Fields

Courts and Gyms

Specialty Facilities (community gardens, ornamental gardens, dog parks, skate parks, disc golf/golf)

Basic Amenities (seating, paved areas, trees, and lawn) and Restrooms

Programming



## Community Centers

Eugene offers six staffed community centers and eight other facilities that are either leased to organizations or available for rental or events. Community centers house indoor recreation programs, community events and meetings, and function as hubs for all recreation programming and services throughout the city. As noted earlier, most of Eugene's community centers are over 40 years old, and as a result, most centers are in need of rehabilitation, are costly to maintain, and do not have the capacity or the flexibility to meet growing and shifting recreational needs. These deficiencies limit programming potential and in some cases pose continuous disruption to activities. [11]

### Recreation Facility Rating Summary

Facility	Programmability Quality Rating	Condition Rating	Overall Rating
Amazon Pool-Seasonal	B	B	Good
Sheldon Pool	C	D	Fair
Echo Hollow Pool	C	D	Fair
Amazon Community Center	C	D	Fair
Sheldon Community Center	C	D	Fair
Petersen Barn Community Center	D	D	Poor
Campbell Senior Center	C	D	Fair
Hilyard Adaptive Center	A	D	Good
The River House	D	B	Fair

### Community Feedback

The community has favorable opinions of Eugene's community centers with 78 percent of phone survey respondents saying that community centers meet the needs of their families and 88 percent saying that community centers are easily accessible. However, those living in areas that are unserved by a community center (Santa Clara and Southwest Eugene) indicated less access and a desire for community gathering space. [1] [2] Youth expressed interest in a teen center with access to technology resources and performance space. [15]



In recreation facility surveys, respondents asked for more and bigger classroom spaces, bigger exercise rooms, and better flooring surfaces for dancing and exercise. “Concrete is hard on my knees” is a regular complaint and wood flooring frequently suggested as a solution. New exercise equipment in gym or workout areas is also a repeated request. [11]

Updated and accessible reception and lobby areas were identified as an area of needed improvements. Welcoming and updated entry areas to recreation centers were felt to be critical to customer satisfaction. Universal and inclusive access to these entry areas for people of all ages and abilities reflects the values and services the Recreation Division provides to the community. [11]

### Trends and Research

In comparison to other communities in our benchmarking study, Eugene’s community centers are much smaller and older. [3] Whereas Eugene’s average square footage is 8,500 the majority of community centers that are being built today are between 65,000 and 75,000 square feet. [17] Many of these larger community center footprints are designed as multi-purpose facilities and serve larger populations and a larger geographic area. Eugene, on the other hand, has smaller facilities, but more of them. Eugene’s facilities tend to be more dispersed, providing localized access (with the exception of unserved area of Southwest and Santa Clara), while many communities follow a more centralized model with larger facilities. [3]



Other national trends are that most recently constructed centers include three primary components A) a pool area usually with competitive and leisure amenities, B) multipurpose gymnasium space, and C) a weight/cardiovascular equipment area. In addition, most centers also have group exercise rooms, drop-in childcare, and classroom and/or community spaces. Most of these centers are open an average of 105 hours a week, with weekday hours being 5 a.m. to 10 p.m., Saturdays 8 a.m. to 8 p.m. and Sundays from noon to 8 p.m. [17] These trends reflect a recognized need for drop-in classes, fitness equipment, and childcare that is more adaptive and flexible to people’s busy schedules. Eugene’s recreation facilities have not kept pace with many of these trends.

## A Summary of Eugene's Staffed Community Centers



**Petersen Barn**— A traditional community center that serves as a recreation hub for senior-based programming, youth services, the Latino Community, and the Bethel Neighborhood.

Year built: 1931 /Year converted: 1976

Includes: classrooms and multi-purpose room

Square feet: 6,752 / Capacity: 150

Hours: 9 a.m. – 5 p.m. Monday through Friday

Quality and condition rating: Poor



**Sheldon Community Center**— The only center serving northeast of the Willamette River, this facility offers primarily youth services, including all day childcare.

Year built: 1968

Includes: classrooms and one small gymnasium

Square feet: 11,962/ Capacity: 320

Hours: 8 a.m. to 6 p.m. Monday through Friday

Quality and condition rating: Fair



**Campbell Senior Center**— The primary provider of senior-based programming and services. A wood shop and patio/garden for weddings and events are unique amenities of this center.

Year converted: 1962/ Moved to current location: 1966

Includes: classrooms, a multi-purpose room, woodshop, and computer lab

Square feet: 8,277/ Capacity: 250

Hours: 8:30 a.m. to 7 p.m. Monday, 8:30 a.m. to 4:30 p.m. Tuesday through Friday

Quality and condition rating: Fair



**River House Outdoor Program**— Uniquely located on the Willamette River, home to all outdoor programming for youth, families and adults.

Year converted: 1972

Includes: offices and front desk (no classrooms or public space)

Square feet: 2,329 / Capacity: 40

Hours: Noon to 4 p.m. Monday through Friday

Quality and condition rating: Fair



**Hilyard Community Center**— Home to Eugene's internationally recognized Adaptive Recreation program, this facility is fully accessible and has a wide array of adaptive bicycles and equipment to borrow or rent.

Year built: 1990

Includes: one classroom and a multi-purpose room

Square feet: 5,882 / Capacity: 165

Hours: 9 a.m. to 5:30 p.m. Monday through Friday

Quality and condition rating: Good



**Amazon Community Center**— Offers a diverse array of summer camps, art and dance classes.

Year built: 1973

Includes: classrooms, a ceramics room, and dance room

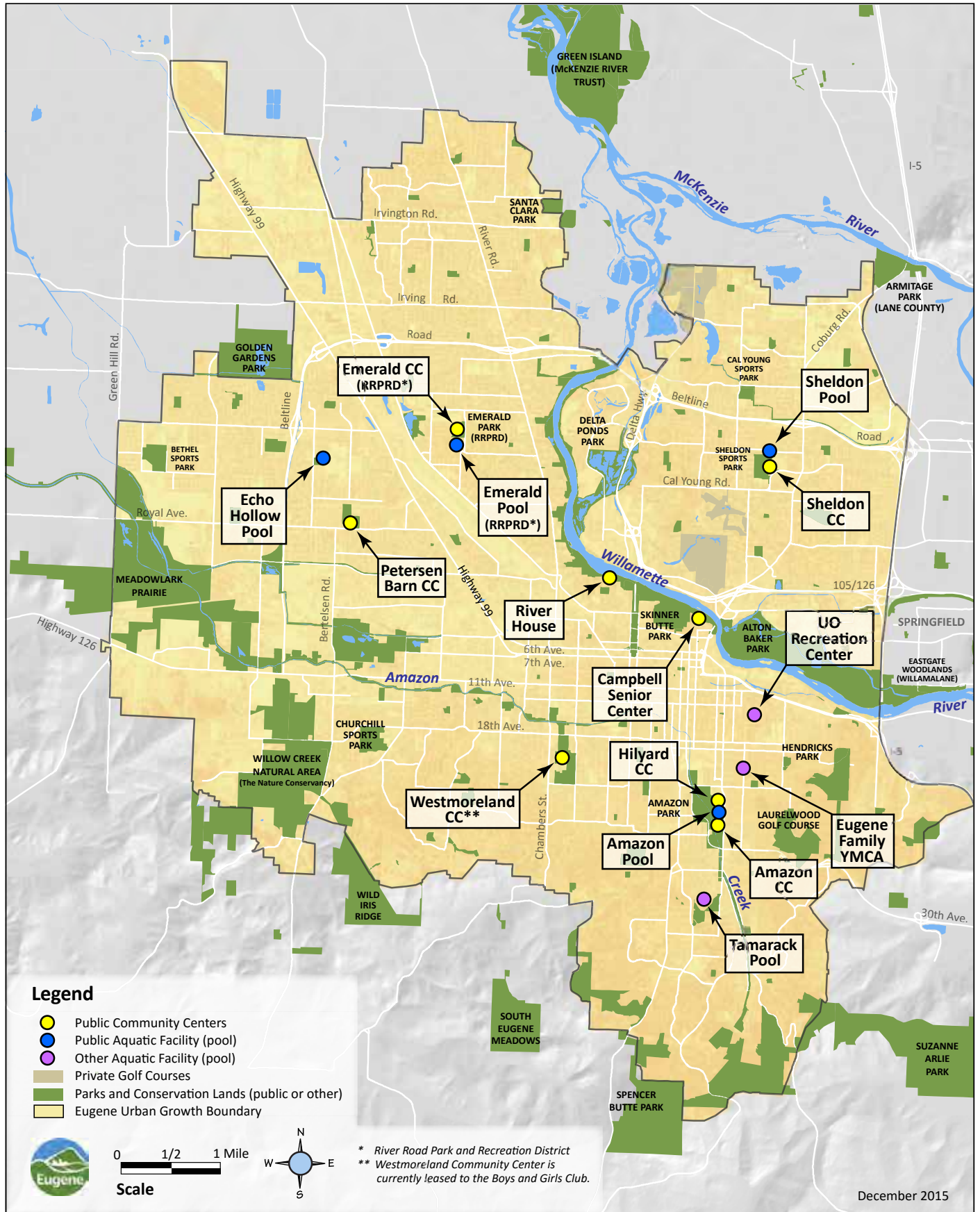
Square feet: 8,743 / Capacity: 125

Hours: 9 a.m. to 5 p.m. Monday through Friday

Quality and condition rating: Fair

# Community Centers and Pools

## Eugene Parks and Recreation System



## Pools

There are three city-owned pools: Amazon Pool (outdoor), Sheldon Pool (indoor), and Echo Hollow Pool (outdoor and indoor). Amazon Pool was remodeled in 2001 and for six months of the year is the most popular swimming pool in the region. Sheldon and Echo Hollow Pools were built in 1967 and 1968 respectively. These pools are also well used and fully programmed. While repairs and replacement of many operational components have been made throughout the years, both these pools' primary systems such as plumbing, electrical, HVAC, shell, equipment and furnishings are not energy efficient, beyond their expected useful lifespan and in need of replacement. They also lack the multi-purpose recreation swim amenities that makes Amazon Pool so popular.

### Community Feedback

Eugene's pools are notably popular with patrons, as swimming ranked third in the phone survey as a favorite activity. [1] Amazon Pool is particularly notable for its recreational swim and water play amenities and is frequently full to capacity on hot summer days. Increased access to pools was a common theme that was raised by residents throughout all public outreach. It was frequently expressed in conversation at pop-up events, in listening sessions with stakeholders, with youth, and in survey responses. People are currently driven away from the existing pools due to over crowding, especially at Amazon Pool. [7] There is not enough capacity to accommodate the demand for swim lessons and youth swim teams may have a wait list of 70 children that never get the chance to participate. Essentially no user group is happy with the present service level, as scheduling of swim lessons, high school, youth and adult swim teams, water polo, water fitness, lap swims and recreation swims all compete for scarce pool time. [2]



## Trends and Research

The biggest aquatic facility trend in the country is incorporating recreational elements such as slides, current channels (“lazy rivers”), fountains, zero depth entry and other special water features into pool design. By attracting larger crowds, it is estimated conservatively that recreational pool elements can generate up to 20 to 25 percent more revenue than a comparable conventional pool without them. [17] This has certainly proven true in Eugene with the redesign of Amazon Pool in 2001. In the first year after the remodel, attendance increased 72 percent — from 113,000 to nearly 200,000 pool visits. The community’s interest in the pool hasn’t waned since the remodel, and attendance figures continue to hold strong today.

Another trend is moving away from stand-alone pool facilities that only have aquatic features to more of a full-service recreation center that has fitness, sports and community based amenities in addition to a pool. This change has allowed for a better rate of cost recovery and stronger rates of use of the aquatic portion of the facility as well as the other “dry side” amenities. [17]

## A Summary of Eugene’s Pools

**Amazon Pool**— Open seasonally and the most popular swimming pool in the region, Amazon Pool offers activities for recreational swimming, lap swimming, deep water fitness, competitive swimming, water polo, and summer camps.

Year built: 1957/ Year renovated: 2001

Four pools: beginner pool, zero-depth pool, spa, 50 meter-8 lanes

Two water slides, five-meter diving platform, three-meter diving board

Capacity: 1,048

Hours: varies

Quality and condition rating: Good





**Sheldon Pool**— This indoor, year-round swimming pool offers activities for recreational swimming, lap swimming, deep water fitness, competitive swimming, water polo, a fitness center and summer camps.

Year built: 1968/ Seismic upgrades: 2012

Two pools: six-lane, 25-yard , diving well and fitness center

Capacity: 228

Hours: Monday, Wednesday, Friday 5:30 a.m. to 8:30 p.m., Tuesday and Thursday 6:30 a.m. to 8:30 p.m., Saturday 9 a.m. to 2 p.m.

Quality and condition rating: Fair



**Echo Hollow Pool**— This indoor/outdoor year-round swimming pool facility offers activities for recreational swimming, lap swimming, deep water fitness, competitive swimming, water polo, a fitness center and summer camps.

Year built: 1969/ Some updates: 2012

Three pools, six-lane 25-yard, six-lane 25-meter, spa and fitness center

Capacity: 430

Hours: Monday through Friday 5:30 a.m. to 8:30 p.m., Sunday 11 a.m. to 3 p.m.

Quality and condition rating: Fair

## Paths, Trails and River Access



### Paths and Trails

The collective quantity and location of Eugene's off-street paved and soft-surface trails are regionally outstanding and often cited as a reason people have moved to Eugene or enjoyed their visit here. With 46 miles of off-street paved paths Eugene ranks as having the highest mileage per capita in this category when compared with the other benchmark cities. An additional 41 miles of off-street unpaved trails ranks Eugene third per capita in this category. [3] Correlated with Eugene's robust trail system bordering beautiful natural areas and features, cycling and hiking are the first and third most-often listed recreational activities for Eugene's residents. [1] Pre's Trail, a four-mile looped running trail through Alton Baker Park, is Eugene's most popular running trail and a significant part of Eugene's identity as Track Town USA.

The recently completed 2015 Eugene Trails Plan will guide future development of soft-surface hiking and jogging trails throughout the community, proposing 68 potential additional miles of unpaved trails. There are plans to add more bike and pedestrian paths as well. The Rivers to Ridges Vision and Action Plan and the Willamette River Open Space Vision and Action Plan identify a continuation of the Riverbank Path System north of Beltline, and the Eugene Transportation System Plan identifies projects and priorities for additional off-street and on-street paths throughout the City. [18] [19] [20]

Springfield also does a good job of providing both paved paths and unpaved trails. Eugene's Riverbank Path System connects to Springfield along both sides of the river, thus leveraging the resources and opportunities of both communities.[19]

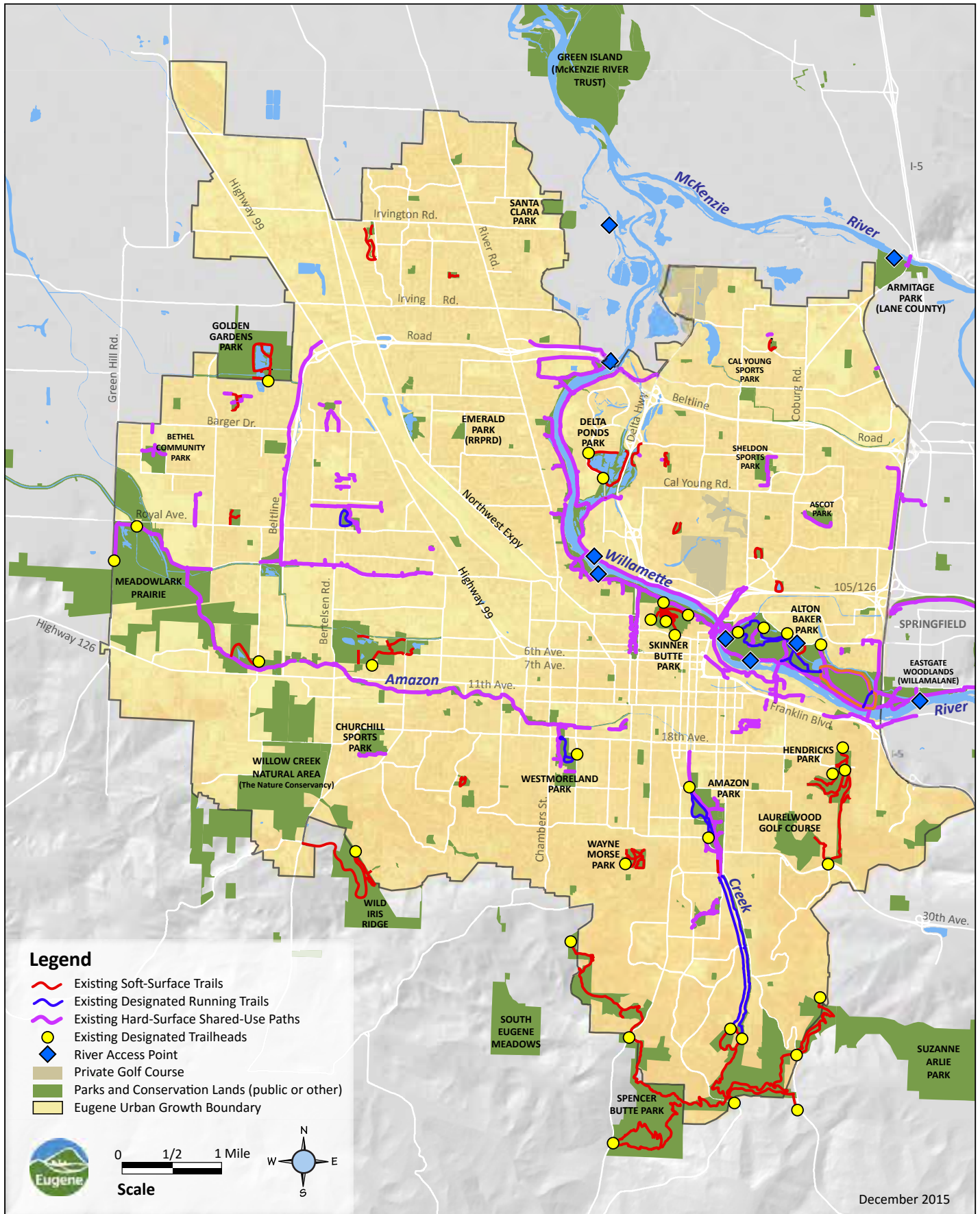
Eugene's paths and trails have always been popular, but more issues are cropping up such as over-crowding, user conflicts (cyclists/hikers/runners/dogs), full parking lots at trailheads, and an increase in scheduled events that periodically load trails and paths even further. [18] The aforementioned plans not only identify an expansion of the path and trail network, but also identify strategies to address these growing concerns.





# Paths, Trails and River Access Points

## Eugene Parks and Recreation System



## Community survey rankings of most important park types and amenities [7]

### Park Types

1. Natural areas
2. Small neighborhood parks
3. Large community parks

### Park Amenities

1. Restrooms
2. Safe river access
3. Paved multiuse paths in parks
4. Playgrounds
5. Unpaved trails

## River Access

The Ruth Bascom Riverbank Path System offers access near the river, but safe access points where one can actually touch the water and get wet are few and far between. In Eugene, there are four access points that are either formally or informally designed for launching boats. Although they are not great places for swimming, fishing, or relaxing, those activities take place because there are few other options. Areas that are less developed are accessible only by the fit and the adventurous. Aside from the physical challenges, there are safety concerns associated with the large number of homeless camps that are concealed along the river's edge and the hazardous materials that may be associated with them.

## Community Feedback

Community survey respondents ranked paved paths as the 3rd most important park amenity and unpaved trails as the 5th most important. [7] There is tremendous interest in more multi-modal transportation options through expanded path connections as well as in path related amenities such as signage and lighting. The River Road and Santa Clara neighborhoods are very interested in seeing the riverbank path system extended north of Beltline Highway. [2]

There is also great interest in building out the Ridgeline Trail System, and connecting to Mount Pisgah in particular. With the increase in popularity of paths and trails, there is interest in having specialized facilities, such as mountain bike tracks, that run parallel to hiking trails to avoid user conflicts. [2] [18]

Direct and enhanced access to the Willamette River is one of the most desired improvements to the current park system. [2] [7] [5] Survey responses, pop-up findings and stakeholder interviews all point to a desire to have more locations to safely access the Willamette River. Interest in a whitewater park for paddlers has been expressed by some boating enthusiasts for years and the recent completion of the Colorado Dam Safe Passage project on the Deschutes River in Bend has renewed interest in the recreation and economic development aspects such a project could bring to Eugene.

## Trends and Research

The Oregon Parks and Recreation Department (OPRD) conducted a state-wide recreation demand survey in support of its Statewide Comprehensive Outdoor Recreation Plan (SCORP). Among the findings in this 2011 survey, they found that walking on local streets and sidewalks and walking on local paths (68 percent) and trails (61 percent) are the number one and two recreation activities in the state, with over 500,000,000 instances of these activities annually. [16] OPRD also completed a new survey of trail participation and priorities in 2015, which provides updated information on trail use in Oregon. Across Oregon, walking and hiking are the most popular activities on trails, and 96 percent of trail users are engaged in walking and hiking. [21]

Communities across the country are building more paths and trails to meet recreational demand and to address desired health outcomes. Eugene is ahead of the curve in this area, but access is not equitably distributed across the city. Other communities around the country are addressing this problem of equitable access to paths and trails with ambitious plans. For example, The **Louisville Loop** in Louisville, KY is a proposed 100-mile trail network that is expected to circle the city, connecting neighborhoods to parks and recreation centers, with a goal of ensuring that all residents can easily access parks and open space in order to engage in active lifestyles.





## Playgrounds and Spray Play

### Playgrounds

Eugene has 52 playgrounds of a variety of scales and sizes throughout the City that are heavily used and beloved by the community. Playgrounds have been priority components of capital neighborhood park investment over the years as they have played a key role defining whether a geographical area is ‘served’ by a park or not. In comparing Eugene’s playground counts and youth populations with other cities, Eugene comes a close second to Springfield’s Willamalane Park and Recreation District. Eugene’s playgrounds include sand and water play, traditional and innovative play equipment, and occasionally, a spray play facility.

Playgrounds are also provided by Bethel and 4J School District Elementary Schools. Larger scale playgrounds are located at community parks such as Amazon and Bethel Community Parks. Eugene’s largest and most popular playground is RiverPlay in Skinner Butte Park.

### Spray Play

Spray play is a zero-depth water feature without the safety and health concerns posed by wading pools. Accessibility is also a great benefit of barrier-free spray play features. Across the country, wading pools have been decommissioned and spray play, or spray parks, have become the new standard. Eugene currently has five spray play features at Washington, Oakmont, Fairmount, Skinner Butte, and Amazon Pool. The Southwest, Bethel, and River Road/ Santa Clara neighborhoods do not have convenient access to spray play.

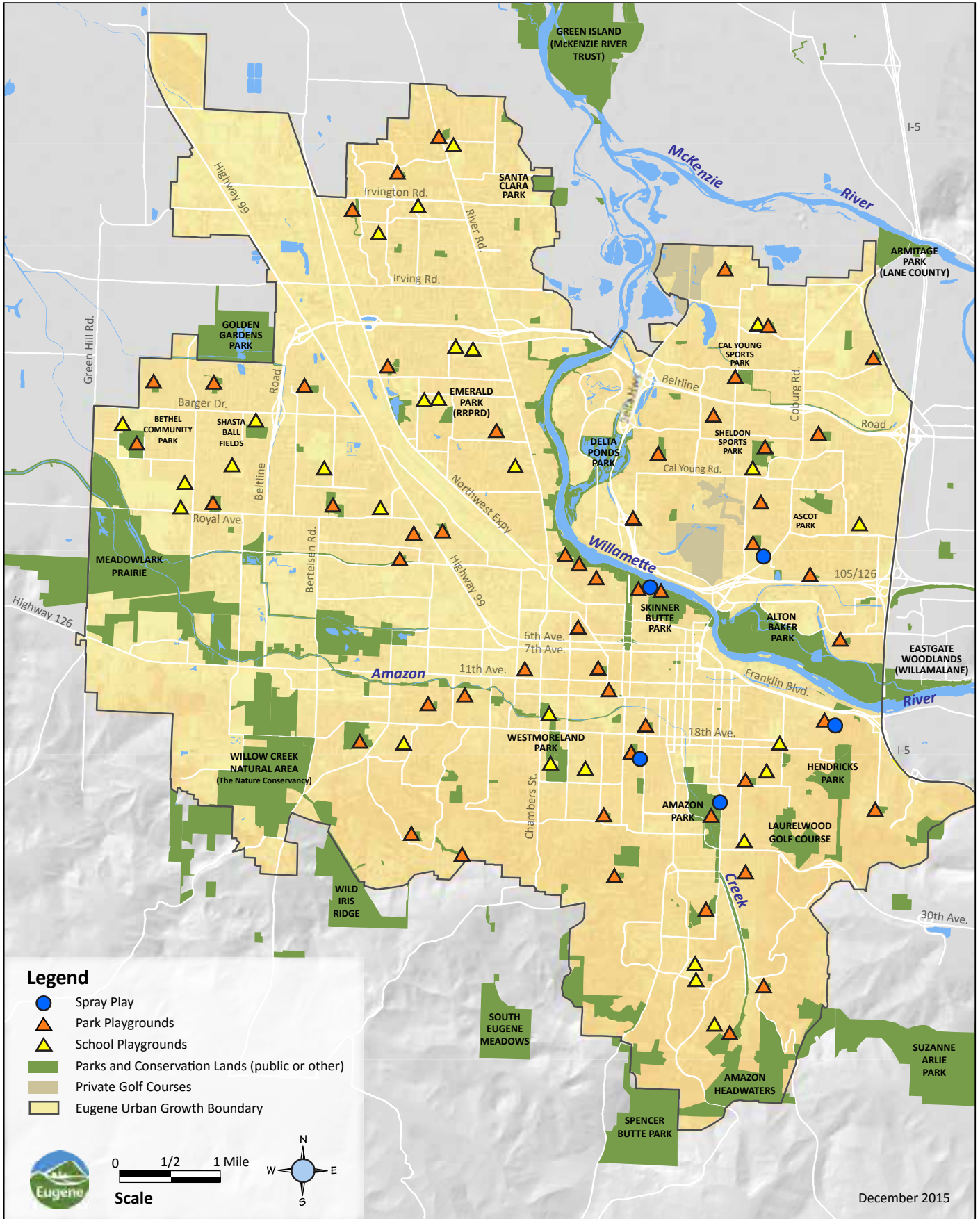
### Community Feedback

Playgrounds are identified as the fourth most important park amenity by survey respondents and are one of the most frequented park amenities, often on a daily or weekly basis. [7] A popular topic at pop-up events, parents commonly mentioned the ability to go to parks and burn off their children’s energy as a sanity saver.



# Playgrounds and Spray Play

## Eugene Parks and Recreation System



There is interest in expanding the definition of “playground” and thinking beyond standard play structures — consider nature play, exercise stations for adults, intergenerational playgrounds with something for every age, and intellectual play spaces outdoors. More spray play features are wanted throughout the park system, particularly in neighborhoods not currently served.

In recent years, many of Eugene’s playgrounds with sand surfacing have been transitioned to bark or rubber surfacing. This transition is the result of changes in safety regulations (related to fall attenuation), accessibility requirements, and maintenance considerations. Many parents expressed concern and dissatisfaction with this change, noting that sand is a popular play element, particularly for younger children. [5]

“I would LOVE to see Eugene design the first teen/adult playground!”

—*Survey Respondent*

### Trends and Research

Nature play is a movement that recognizes the importance of unstructured interaction with nature in child development. The goal of nature play is to create settings in developed parks that encourage creative play and interaction with natural features. Eugene has incorporated small natural elements into developed parks for years with this goal in mind. There are several recent examples in other communities of park agencies more fully exploring the potential of this type of play, such as **Westmoreland Park** in Portland OR.

Westmoreland Park is also an excellent example of inclusive play. Inclusive play focuses on providing a variety of challenge levels to accommodate children of all abilities and developmental stages. Intergenerational participation is also enabled as all people of all abilities play in the same environment.

Playgrounds are not just for kids anymore. A trend that started in Asia and Europe for building senior and **multi-generational playgrounds** is picking up momentum in the US. Aimed at keeping people of all ages healthy and active, there are also social benefits of playing with others in public settings.





## Sports Fields

“The most competitive sport in Eugene right now is gym/ field scheduling.”

—Bev Smith, Kidsports



Serving outdoor team sports with sports fields in Eugene relies heavily on a partnership between the City and the 4J and Bethel school districts. Over the last 15 years, 11 artificial turf multi-use fields have been constructed on school property with funding from two Parks-related bond measures passed by Eugene voters, matching funding from the school districts. An agreement between the City and the school districts helps govern programming of these multi-use fields. This partnership has resulted in year-round access to school sports teams and youth and community teams alike in a climate where grass fields get shut down during the wettest portion of the year. It has also resulted in a dispersed system of sports fields that is well-distributed throughout the City. While this dispersed system has advantages as it relates to neighborhood access, its primary drawback is that there is a lack of co-located fields in a complex that is capable of accommodating local or regional tournaments. The result is that many families regularly travel to other communities for tournaments.

Willamalane Center has the closest multi-sport complex locally and serves many Eugene teams. Other sports fields within the system are grass-fields both on park and school property. Some are sized for youth play only, and others are only suitable as practice fields.

There are no artificial turf baseball and softball fields in our area. The City and Bethel School District have an agreement for use of the Shasta ball field, which was constructed in 1975 and in need of renovation. Other baseball/softball fields are scattered in parks and on school property throughout the city.

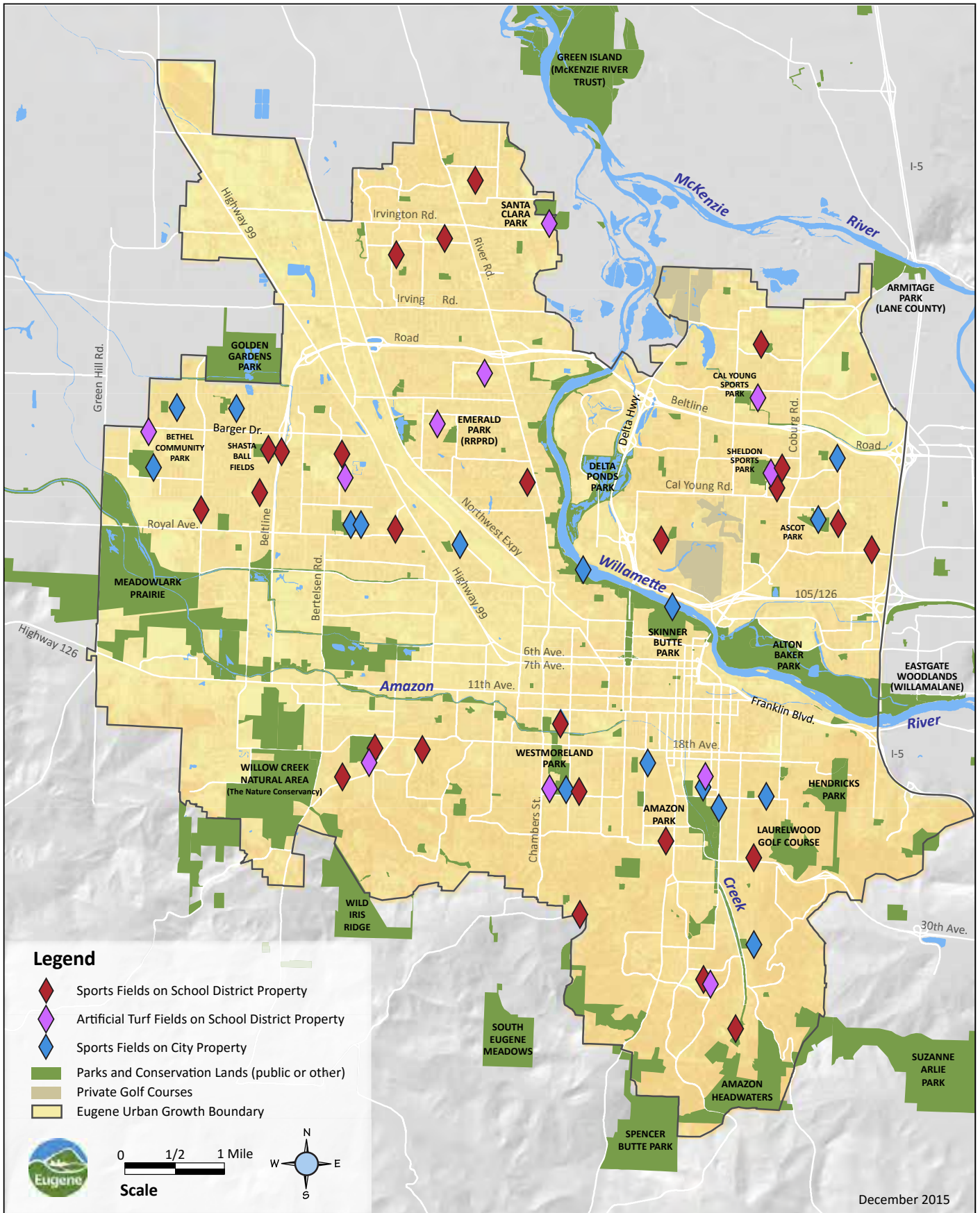
### Community Feedback

Stakeholders that utilize sports fields — Kidsports, youth club sports, adult recreation leagues, and informal pick-up game participants — all have great difficulty finding adequate field space. This problem is exacerbated in the fall and spring when grass fields become unplayable. These groups have interest in seeing more fields (multi-use, baseball and softball) added to the system, and more specifically to build a sports complex that has the additional benefit of hosting local and potentially regional tournaments. There is also interest in revisiting the shared-use agreements with the school districts and providing more clarity and transparency in the scheduling of turf fields. [2] [8]



# Sports Fields

## Eugene Parks and Recreation System






The Aspen Institute's **Project Play** focuses on finding ways for all children in America to become active through sports. It identifies barriers to participation and serves as a playbook to help get and keep all children in the game by age 12—whatever the game, whatever the form.

## Trends and Research

Many communities have developed multi-sport complexes to both serve local recreation needs and to attract regional sports tournaments and tourism dollars. [US Cellular Community Park](#) is a \$32 million, 132-acre sports park owned and operated by the City of Medford, OR. The facility has not only been an economic development success, it has increased opportunity and participation in local sports leagues.

An important consideration in the scheduling of sports fields is to have “non-scheduled” times when fields are available for informal pick-up games. Soccer, in particular, is a sport that is central to Latino and other cultures world wide. Local research has shown that costs associated with sports leagues and formalized scheduling of facilities are barriers to Latinos utilizing park and field facilities. [14]



## Courts and Gyms

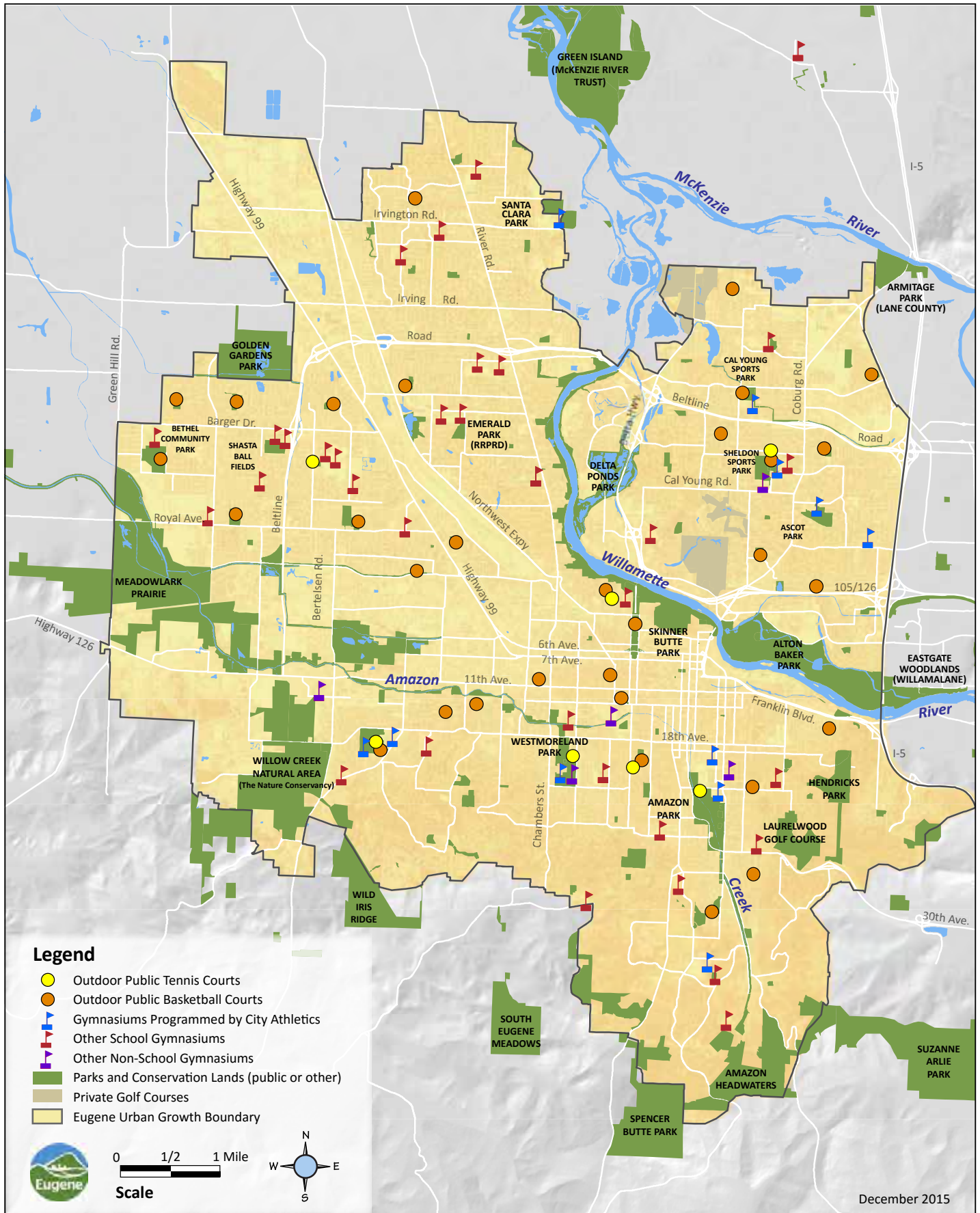
Indoor gyms in Eugene are almost exclusively provided by the 4J and Bethel School Districts. While the Lane County Fairgrounds livestock building also provides space for youth volleyball and basketball, middle school and high school gymnasiums are the primary facilities. These spaces are in high demand for high school teams, youth club teams, and youth and adult community leagues. Similar to sports fields, many families need to regularly travel to other communities for tournaments. Other gym space in the community is provided by the YMCA, the University of Oregon Student Recreation Center, River Road Parks and Recreation District, and the Wilamalane Center for Sports and Recreation.

Outdoor basketball courts, particularly half courts, are fairly common in the City's community parks and neighborhood parks throughout Eugene. Many school properties also have outdoor basketball courts. Washington Jefferson Park has several full-sized courts that are covered and lighted. These courts serve multiple purposes and are sometimes converted for street hockey and bike polo use.

Outdoor tennis courts are found in three Eugene parks, Westmoreland (four courts), Washington (two courts) and Sladden (one court). All of these courts are in poor condition and contain large

# Courts and Gyms

## Eugene Parks and Recreation System



cracks on the playing surface. Other courts that are open to the public are located on the grounds of these high schools: South Eugene, Churchill, Sheldon, Willamette, and North Eugene. Additional tennis courts are available at the University of Oregon and membership clubs such as the YMCA and Eugene Swim and Tennis Club.

### Community Feedback



Scheduling of gym space is a big concern for stakeholders that provide both youth and adult sports programming. Indoor gym space is in short supply and high demand and scheduling is managed by the school districts. Similar to sports fields, there is interest in revisiting the shared-use agreements with the school districts and providing more clarity and transparency in the scheduling of gym space. [2] [8] Kidsport's proposal to construct a field house at the Civic Stadium site is in response to this need.

Pickleball players are a growing contingency locally, as the sport gains popularity across the country. Pickleball can be played on a tennis court, with minor modifications. There is interest in conversion of existing tennis courts to pickleball as a short-term measure, and a long-term interest in constructing multiple pickleball courts that can accommodate multiple games simultaneously and tournaments [2]



### Specialty Facilities

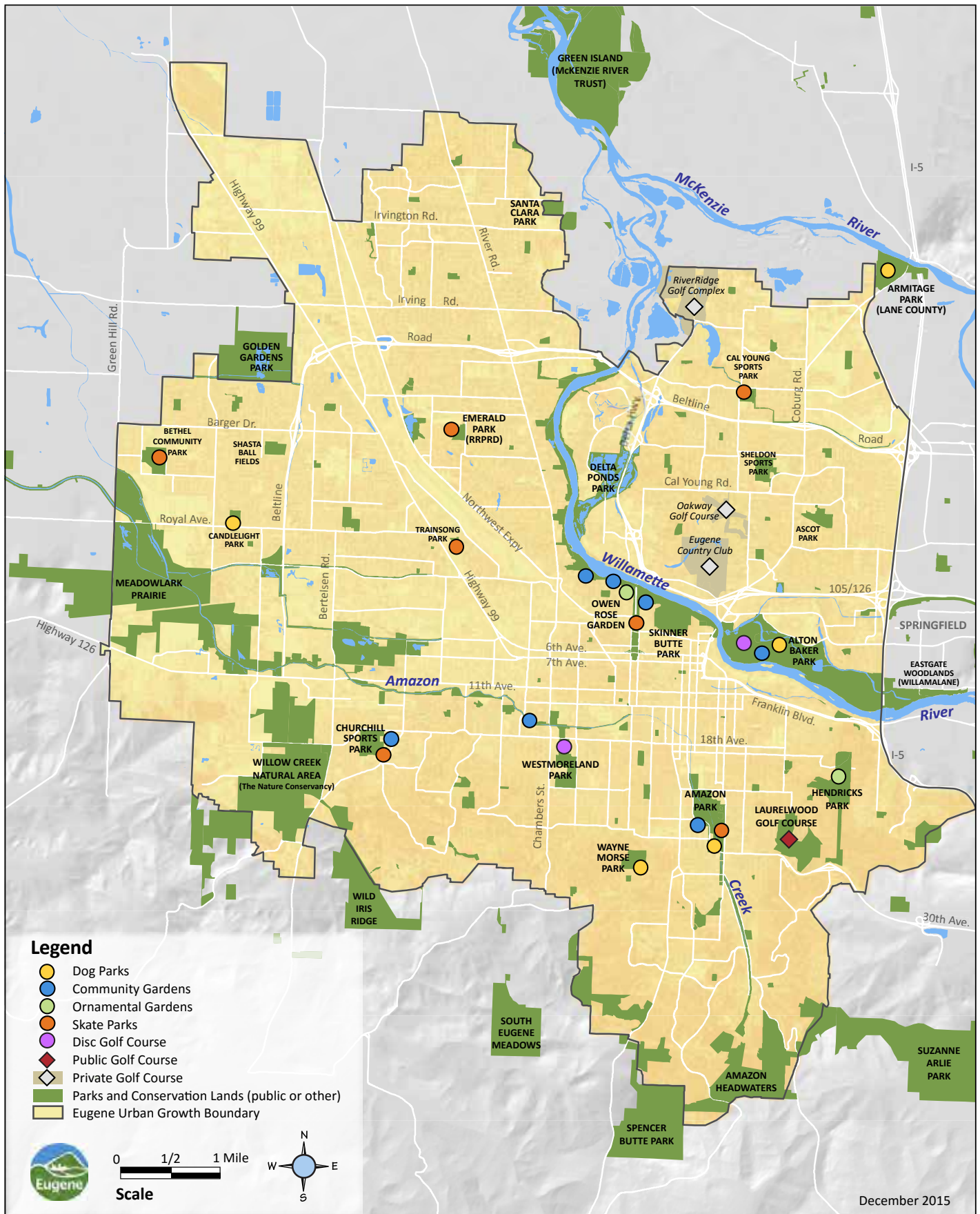
Specialty facilities are less common amenities but by no means less popular. In fact, these types of facilities (community gardens, ornamental gardens, dog parks, skate parks, and golf/ disc golf courses) have some of the most passionate and dedicated users.

### Community Gardens

There are six community gardens totaling 346 garden plots. Four of these gardens are located along the Willamette River corridor, taking advantage of the rich loamy soils there. The other two are located along the Amazon Creek corridor. Additionally, Food for Lane County manages a community garden in Southwest Eugene. Eugene's Community Garden program is by far the biggest and most robust program of all the benchmarked communities with a total of 346 garden plots. [3]

# Specialty Facilities

*Community Gardens, Ornamental Gardens, Dog Parks, Skateparks, Disc Golf, Golf*



December 2015



## Community Feedback

Participants in Eugene’s Community Garden program are passionate about the benefits it provides: low-cost access to food, healthy food options, food security (particularly in the event of an emergency) and building civic engagement and self-reliance. Gardeners also feel that the program is under-resourced in terms of maintenance and management, and that as a result, the program suffers and is not living up to its potential. Residents of the neighborhoods that do not currently have gardens (Bethel and River Road/ Santa Clara) have expressed a strong interest in them. [2]



Urban agriculture and local or home-grown food production is clearly of high value to Eugene’s community from a sustainability and resiliency standpoint. This is reflected in the success of community gardening in our parks and the community’s desire to expand the program further.

## Trends and Research

Common Ground Garden is a neighborhood sharing garden in the Friendly area in Southeast Eugene. Located on a vacant piece of city-owned right-of-way, the garden is maintained and managed completely by volunteers and open to all.

A “food forest” is a concept that combines agriculture with ecology, focusing on tree crops. The **Beacon Food Forest Permaculture Project** is located in Seattle and is described as an edible forest ecosystem. Located on land owned by Seattle Public Utilities, the Food Forest is maintained and managed by volunteers. The program is supported by Seattle’s large and well-funded “Seattle P-Patch” program, and was planned and designed beginning in 2009 with the support of two significant local grants.





## Ornamental Gardens

The Owen Rose Garden and the Hendricks Park Rhododendron Garden are Eugene’s two ornamental gardens. Both gardens are beloved and maintained through significant volunteer efforts. Ornamental gardens take approximately twice as much in resources per acre to maintain than other park areas. Significant efforts have been made in recent years to preserve the historic and ornamental significance of the gardens, while employing sustainable maintenance and management techniques to reduce resource need. Community feedback indicates that both gardens, but particularly Hendricks Park, suffer from a lack of City resources. [2]

## Dog Parks

Eugene has four dog parks: Alton Baker, Amazon, Wayne Morse, and Candlelight. Lane County also manages a dog park at Armitage Park. Amazon Dog Park has a separate area that is for small dogs only. All of Eugene’s dog parks are very popular and well used. Interest for additional dog parks in areas of the city without convenient access (Santa Clara and Southwest Eugene) has been expressed. [2]

A common complaint throughout Eugene’s parks system is of dogs off-leash in parks, where leashes are required. Dog parks, where leashes are not required, provide an alternative to breaking park rules by running dogs off-leash elsewhere. Portland takes a different approach to accommodating dogs off-leash: instead of dedicating fenced-off areas for that single purpose, dog off-leash hours are programmed into certain areas of designated parks. A proposal to allow dog off-leash hours on a portion of the Ridgeline Trail has been brought up locally. [2]





## Skate Parks

Eugene's parks have six skate parks: Bethel, Trainsong, Churchill, Cal Young, Amazon and Washington/Jefferson (WJ). Additionally, River Road Parks and Recreation District has a skate park at their Emerald Park facility.

Eugene's skate parks have long been valued and heavily utilized by adults and youth alike throughout Eugene. Completion of the landmark Washington Jefferson Skate park in downtown Eugene in 2014 put Eugene on the map as home to the nation's largest covered and lighted skate park, with the additional cache of a world class design by an internationally renowned firm. It is the only skate park in Eugene to be designed for all wheeled users (scooters, rollerblades, bikes and skateboards). Its development was a catalyst for reactivating a park in the urban core that had not seen much positive use in many years. The overall park still has challenges with regards to illegal activities and vandalism, but the skate park and the programming that has accompanied it has made positive strides in the area that is now actively used and enjoyed by thousands of park users.

## Golf/Disc Golf

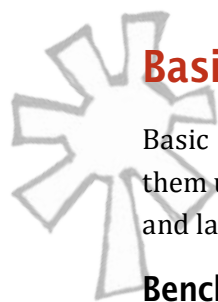
Eugene has one municipal golf course and two disc golf courses. Laurelwood is a nine-hole golf course in Southeast Eugene that is owned by the City and managed by a private contractor. This course is in need of major building facility improvements. There are three other golf courses within Eugene that are privately owned, all within the Willakenzie neighborhood.

Westmoreland Park has a free nine-hole disc golf course and Alton Baker Park's 18-hole course is a pay-to-play course managed by a private contractor. Sladden Park has three permanent disc golf baskets for practice or less-structured play. Another 18-hole course is scheduled to open soon at Stewart Ponds/Bertelsen Nature Park, owned by the Bureau of Land Management and will be maintained by a volunteer group.

The Alton Baker course was implemented as a temporary course, and may be phased out if planned future facilities in the affected area of the park are constructed. Suzanne Arlie Park is also being considered as the location for a future permanent course.







## Basic Amenities and Restrooms

Basic amenities are those basic features within parks that make them usable and enjoyable, such as seating areas, paved areas, trees and lawns.

### Benches and Picnic Tables

Benches and picnic tables provide places for rest and social interaction. There are hundreds of them throughout the system, but community feedback suggests there are not enough. Benches and picnic tables are important elements to encourage seniors to be more active and use parks for walking (and resting when needed). They are also specifically requested by teens, who tend to socialize and hang out with friends in parks. [15] [2] [5] A bench adoption program exists to increase the number of benches in the system through donated funds.



### Paved Areas

Sidewalks, pathways and plazas can easily be overlooked and taken for granted. But the actuality is that they are crucial for providing access to and throughout parks for everyone and especially for individuals with disabilities. Investments in sidewalks, curb cuts, paved pathways and plazas have helped make Eugene a model for providing an accessible city and park system. These spaces are also important for community events and programming. This critical infrastructure does require maintenance and periodic replacement and a significant backlog of such renovation work has developed over the years.



### Trees

It's conservatively estimated that Eugene's Urban Forestry team cares for 100,000 public trees located on streets and in developed parks. Aside from the multitude of health and environmental benefits that trees provide, they offer shade on a hot summer day and are a critical source of Eugene's identity and sense of place. [4] Trees can also provide corridors for wildlife between natural areas. Eugene has an impressive amount of canopy cover city wide, however some neighborhoods have far fewer trees than others.

Trees are a unique physical asset in the system, in that their value actually increases with age. In order to have a healthy mature urban forest and maximize that value, a seven- to 10-year preventative pruning cycle is needed. Due to limited maintenance funding, a pruning cycle

of 11 to 13 years is what currently exists for street trees, and much longer (if at all) for trees in parks. An active preventative pruning cycle also greatly reduces damage to trees from storm events.

## Lawns



Whether it is a casual game of frisbee, kite flying, or sunbathing, open lawn areas are often where the action is. They provide flexible space for a multitude of activities as well as wide-open spaces that can be hard to come by in and increasingly dense city. But lawns are surprisingly resource intensive. Frequent watering and mowing, and occasional fertilizing are required to keep lawns soft and green. The summer of 2014 was hard on park lawns due to unusually hot temperatures, a lack of rain, and a reduced watering schedule. If current climate trends continue, expectations around the condition of lawns will need to be reevaluated.

## Restrooms



Restrooms are one of the most difficult maintenance challenges within the system, one of the most expensive park amenities to construct, and one of the most desired by park patrons. Twenty-two permanent restrooms are located throughout the system, primarily in community parks and also in seven of the larger neighborhood parks. Temporary portable toilets are brought into other parks during high park usage in the summer months. In recent years, several restrooms have been permanently or temporarily closed due to extreme misuse, vandalism, illegal activities and reduced maintenance funding. This has posed a hardship on park users, especially those with small children. In fact, when asked to rank the most important park amenity, survey respondents identified restrooms as number one. [7] Parks frequented by small children and seniors have a particular need. [5]



## Programming

In 2014, more than 650,000 attendees participated in the City's recreation classes, camps, or programs. Recreation vans carried participants across town, across the county, and even across the state to provide unique and quality recreational experiences to participants. The Recreation Guide, which is published three times a year, truly has something for almost everyone with over 6,080 program options to choose from.

### Community Feedback

The variety and range of program offerings for people of all ages are well loved by those who use them. Through recreation centers, pools, classes and parks, the system provides fee-based activities, low-cost options and free entertainment for every member of the family. The connections made with other people there are incredibly impactful and were referred to as “a life line” for many. [5]

Events that bring the community together are cherished and the City is recognized for doing this very well. In fact, people want to see even more neighborhood scale events, music, movies, concerts, and interactive public art. Community members view the City as both a provider and a facilitator of these kinds of activities in building neighborhood bonds and civic engagement. Many of the programming ideas submitted convey a desire for more recreation programming of outdoor park spaces. [5]

### Trends and Research

The National Recreation and Park Association cites “programming” as the number one trend that will impact the future of Parks and Recreation. [22] Programming is cited as the most effective tool to increase park attendance (by up to 50 percent). On-site marketing of programs is also associated with more park users (by up to 80 percent). [23]



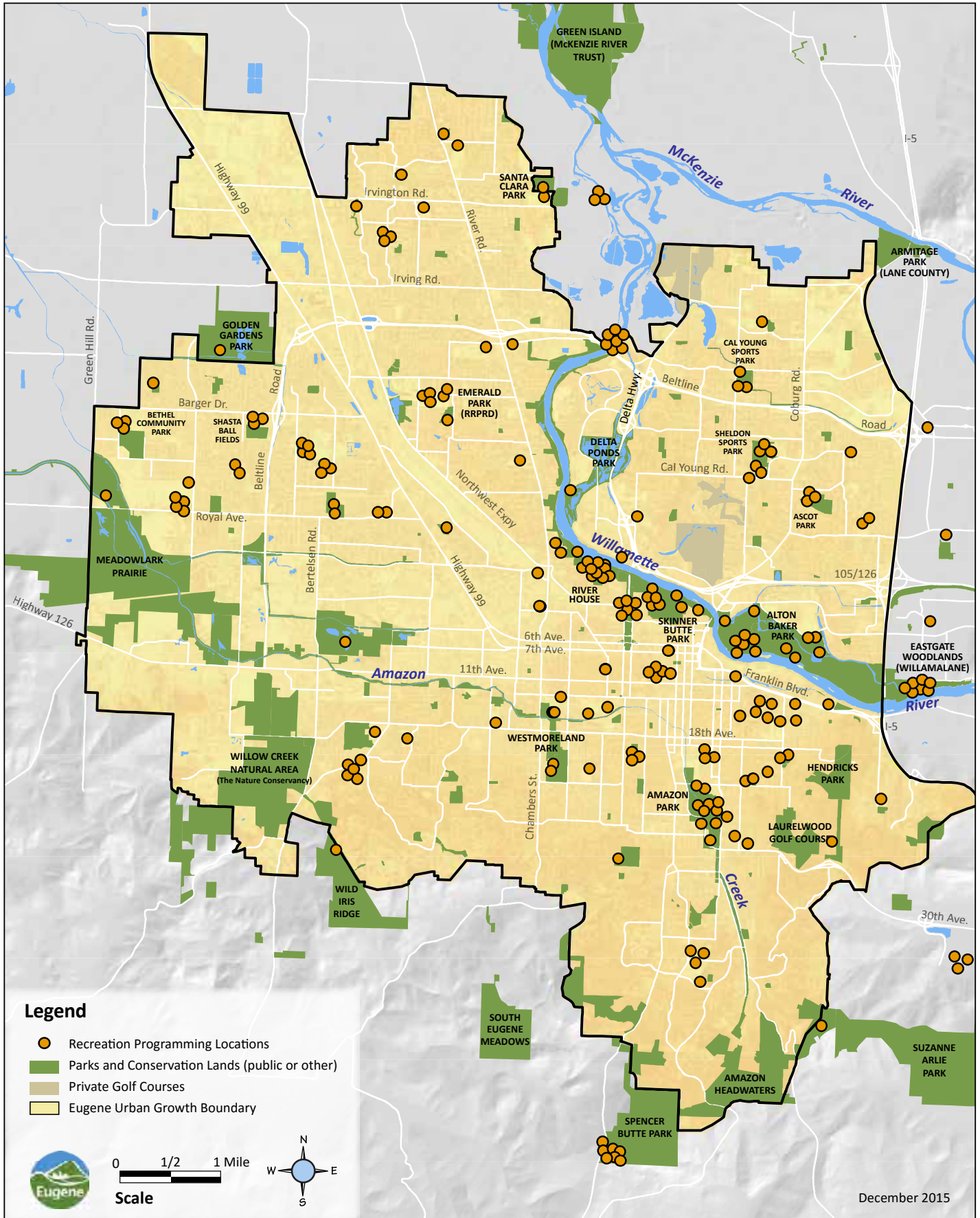
A 2014 example of “pop-up” programming of activities at **a temporary park in Boston** was wildly successful and included lighted swings and ping pong oriented toward adult users.



It was just a fun, safe, kinda wild thing to do."  
—Pop-up Participant

# Recreation Programming Locations

## Eugene Parks and Recreation System



# 5. SYSTEM-WIDE TRENDS, RESEARCH AND EXAMPLES



The following system-wide trends will have implications for the services that Parks and Recreation provide:

- Population growth
- Aging of the population
- Becoming more ethnically diverse
- Families struggling economically
- Health concerns
- Safety and security concerns
- Climate change

## Eugene is growing

In 2015, Eugene's population for the entire Urban Growth Boundary was 185,000. Over the next 20 years, it is estimated to grow to approximately 219,000. According to the City's comprehensive planning effort, Envision Eugene, this growth will primarily occur within the existing urban area, increasing the development density of the city.

### Implications:

- ◆ As Eugene becomes a more densely populated city, parks and recreation facilities will become even more vital to the urban fabric and livability of the city. Areas that are projected for increased housing and jobs, such as the transit corridors of West 11th Avenue, Hwy 99, River Road, Coburg Road, Franklin Boulevard, and Willamette Street will need parks and places for people to recreate.
- ◆ As open land in developed areas is in short supply, it can be difficult to acquire new parks in some neighborhoods. Streets designed and constructed with bicycle and pedestrian amenities can offer quality and convenient recreation experiences throughout the city that also function for alternative transportation modes, and help people reach their nearest park and recreation facility.



The City of Portland has created a vision for a linear park and **Green Loop** that would circumnavigate Portland's urban core with world-class bikeways, walkways and parks. The concept is a relatively low-cost opportunity because the loop would use facilities and right-of-way that is already publicly owned.]



## Eugene's population is aging

The number of people 60 years and older is expected to increase by approximately 25 percent in the 20-year span from 2010 to 2030.

### Implications:

- ◆ There will be an increased demand for facilities, programming and activities for seniors and those with age-related disabilities. The most popular activities for Oregonians between the ages of 42 and 80 include walking and picnicking. Ensuring clean and well-maintained parks and facilities is the most important management action that will lead to a large increase in recreation in this age group. Additional actions include developing walking/hiking trails closer to home and providing more free of charge recreation opportunities. [16]



## Eugene is becoming more ethnically diverse

The ethnic composition of Eugene's population is currently 82 percent white, eight percent Latino, four percent Asian, four percent two or more races, one percent African American, and one percent American Indian. Eugene's Latino population is the fastest growing ethnic group, increasing by 260 percent between 1990 and 2007. This trend is expected to continue.

### Implications:

- ◆ Park and Recreation amenities, management, programming and services will increasingly need to reflect this evolving demographic diversity to provide effective and accessible services to the entire community. Bi-lingual signage, informality and cultural inclusion are the primary recommendations for removing barriers to parks and recreation facilities experienced by Eugene's Latino population. [14]



"Sometimes a kid just wants to go to a park and eat an orange."  
—Pop-up Participant



### SUN Community Schools

are full-service neighborhood hubs where Multnomah County, the local school districts, and Portland Parks and Recreation come together to make sure kids and families have what they need to be successful in school and in life. Program goals include:

- ◆ Improve student achievement, attendance, behavior and other skills for healthy development and academic success.
- ◆ Increase parent and family involvement.
- ◆ Increase community and business involvement.
- ◆ Improve collaboration among school districts, government and community-based agencies.
- ◆ Improve use of public facilities and services.

## Many Eugene families are struggling economically

From 2010-2014, 24 percent of Eugene households were below the federal poverty rate, compared with 17 percent in the rest of Oregon. In the 2014-2015 school year, 57 percent of students in the Bethel School District and 40 percent of students in the 4J School District qualified for the free or reduced lunch program due to economic status. In 2015, the annual count of homeless people in Lane County found nearly 1,500 individuals, and the Egan Warming centers in Eugene served over 900 individuals during 10 nights in the winter season. [24]

### Implications:

- ◆ Services to homeless, low-income and at-risk youth and families will continue to be a need in the community. Existing recreation programming that serves these populations may need enhancement, including improved collaborative partnerships with the local school districts. Financial drivers for increased cost recovery for recreation programs should be balanced with economic realities to avoid an adverse impact on the populations that are most dependent on those services.
- ◆ Eugene has the opportunity to provide a range of recreation opportunities for all residents. Equitable access to parks and recreation facilities throughout the entire community will require additional land acquisition, new facility development and transportation improvements, and significant taxpayer investment.

## Eugene and Lane County residents are suffering health consequences of inactivity

There is a vast amount of research concerning negative health and wellness trends both across the country and locally:

- ◆ In Lane County, obesity is the second highest cause of preventable death (behind tobacco use). [25] Also in Lane County, 26 percent of 8th graders and 25 percent of 11th graders are overweight or obese. [26]

A similar amount of research has proven the benefits of physical activity and contact with nature:

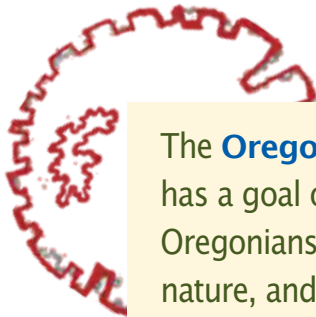
- ◆ Physical activity is one of the most important routine behaviors that reduces chronic diseases such as obesity related heart disease, diabetes, and cancer, and improves health outcomes for all

age groups. [27] Even a moderate amount of physical activity can have a significant impact on health that goes far beyond weight control. [28]

- ◆ Increasing youth participation in fitness activities and programming can lower obesity rates, increase self-confidence, and build healthy habits for life.
- ◆ Contact with nature has been linked to a greater ability to cope with life stressors, improved work/school productivity, reduced job/school-related frustration, increased self-esteem, enhanced capacity to pay attention, and greater life satisfaction. [27]

### Implications:

- ◆ Easy access to parks is associated with increased exercise levels. Park visitation is much more frequent and physical activity levels are much higher for those who live within walking distance to a park. [29] Equitable access to parks and recreation facilities throughout the entire community will require additional land acquisition, new facility development and transportation improvements, and significant tax payer investment.
- ◆ Park facilities that are consistently well maintained, aesthetically appealing and safe are associated with increased public use and physical activity. [29] Addressing concerns about safety and adequate maintenance in parks are necessary to promote increased physical activity.



### The **Oregon Action Framework for Health and the Outdoors**

has a goal of accelerating positive health and conservation outcomes for all Oregonians by increasing the presence of, access to, and use of parks, nature, and the outdoors in communities facing inequities. The framework was built by a planning team from various organizations and identifies four strategies to get more people active and outdoors. The strategies are:

1. Address barriers to spending time outdoors;
2. Increase parks, trails and trees;
3. Increase access to safe green space; and
4. Activate and scale programs to get people outdoors.





Willamalane's Clearwater Park on the Middle Fork of the Willamette River was once the site of frequent illicit activities and problem behaviors. After recent capital improvements including the construction of the Middle Fork Path and Trailhead, new boat ramp, expanded parking, an automatic park entry gate, and installation of a park host site to provide a 24/7 presence in the park, problematic behaviors are now very minimal.

## Safety and security in parks is a growing concern

A large number of Eugene residents feel unsafe in Eugene parks due to illicit activities, threatening behaviors, trash, litter and reduced maintenance. The parks most identified for safety concerns include the downtown Park Blocks, all riverfront parks, Washington Jefferson Park, Monroe Park, Martin Luther King Jr. Park, and the Amazon Creek corridor. [7] This problem is being felt nation-wide in big and small cities alike. Some promising techniques and approaches are emerging.

In a summer 2015 pilot program by Eugene's Parks and Open Space Division, two Park Ambassadors made the rounds on bicycles along the Riverbank Path system and Washington Jefferson Park during daylight hours. Park Ambassadors provided information to visitors, helped with wayfinding, informed individuals of park rules, and worked with the Eugene Police Department and CAHOOTS on more difficult social service or enforcement issues. The pilot program was considered a success and expansion is being considered for the future.

A variation on Eugene's Park Ambassadors is the Portland Parks and Recreation Park Ranger program. Rangers are unarmed and non-sworn (law enforcement) officials who have the authority to enforce park rules and issue park exclusions. In 2012, Portland expanded its Park Ranger program to provide service in the central business district/downtown area year-round during the day and early evening.

Many communities experiencing similar problems are finding recreational programming to be an effective tool. Research by the Citizens' Taskforce on the Use and Security of Central Park found that there was a direct relationship between the level of park use and the perception of security: the larger the number of visitors involved in positive activities, the more likely that anti-social behavior was deterred. The taskforce linked recreational programs with improved security by suggesting that an emphasis on expanded recreation initiatives will encourage greater use and ultimately create a safer park environment. [30]

### Implications:

- ◆ A variety of tools can be explored to make parks safer including more lighting, better visibility through vegetation management, and an increase in the presence of authority figures such as police, park rangers, park ambassadors or park hosts.

- ◆ Programming events and activities has been shown to be an effective way to increase legitimate use of parks and has the added benefit of creating more enjoyment and recreational opportunities for the general population. Eugene Recreation and Cultural Services community events offered increased programming in many parks this summer to the delight of residents. Expanding the capacity to provide more programming in parks throughout the City, with a focus on problem parks may have even greater results.

### **The effects of climate change will have impacts on park and the community**

During the summer of 2015, the hottest year on record, residents clamored for more access to shade and water. More pools, more spray play and more river access were common refrains. [5] [7]

Climate scientists project that Eugene's climate will become hotter and drier in the summer and for longer periods of time. Parks and trees will play key roles in creating an urban environment that is able to withstand these environmental changes, particularly as mitigation for urban heat islands. More than 100,000 trees in Eugene's urban forest help to purify the air and can significantly reduce local temperatures. Shaded areas in parks and along streets will become more important, particularly for residents who are vulnerable to heat-related illness.

Reduced snow pack in the Cascade Mountains is expected to reduce Eugene's available water in the summer, while more intense down-pours will highlight the need for stormwater runoff protections and the flood control benefits provided by Eugene's natural areas such as the Willamette River floodplain forests, Amazon Creek and its associated wetlands and Delta Ponds. [31]

#### **Implications:**

- ◆ As summers become hotter and drier, people will find respite in the shaded areas of Eugene's parks, pools, rivers and spray play playgrounds. Additional trees and access to water will be needed.
- ◆ Decisions regarding the maintenance of Eugene's parks, specifically around watering will be needed to balance community expectations with conservation efforts.
- ◆ Investment in new technologies can improve sustainability efforts.

# 6. WHERE WE'RE GOING



The findings in this needs assessment will provide a foundation for the development of recommendations for the future of Eugene's parks and recreation system. Based on what we've learned, five themes have emerged to guide this work.

## Guiding Themes



**Serve the entire community**—Provide equitable and welcoming access to parks, recreation facilities and programs regardless of geography, culture, ability or income.

**Grow responsibly**—Understand where growth of the system is required to meet the needs of the community. Focus on quality of life and build on existing strengths.



**Integrate with other systems**—Make regional connections and recognize the inter-dependence of Parks and Recreation with public health, transportation, land use, green infrastructure, education, art and culture, and economic development.



**Invest in partnerships**—Continue to leverage Eugene’s assets and expand services to the community through effectively partnering with public agencies, non-profits, the private sector, and community volunteers.

**Care for what we have**— Ensure that basic amenities are provided and that they are safe and clean. Be responsible stewards of current assets and infrastructure by making the best possible use of what we have.



## Next Steps

Another round of community outreach will take place in the summer of 2016 to get feedback on draft recommendations. We look forward to continuing the robust community conversation we began in 2015 about parks and recreation in Eugene and to moving towards implementation of a new System Plan in early 2017.





## Works Cited

- [1] DHM, "Statistically Valid Survey Findings Report," 2015.
- [2] City of Eugene, "Stakeholder Listening Report," 2015.
- [3] Trust for Public Lands, "Benchmarking Report," 2015.
- [4] Earth Economics, "Natures Value: An Economic View of Eugene's Parks, Natural Areas, and Urban Forest," 2014.
- [5] City of Eugene, "Pop-Up Tour Findings Report," 2015.
- [6] Trust for Public Lands, "The Health Benefits of Parks," 2006.
- [7] City of Eugene, "Combined Survey Findings Report," 2015.
- [8] City of Eugene, "Staff Listening Report," 2015.
- [9] City of Eugene, "Eugene Park Stewards Program Annual Report," 2014.
- [10] City of Eugene, "Online System Survey Results," 2015.
- [11] City of Eugene, "Recreation Facility Assessment," 2015.
- [12] City of Eugene, "The State of Eugene's Parks and Natural Areas," 2014.
- [13] Trust for Public Lands, "Equity Maps," 2015.
- [14] D. Platt, "Encouraging Spaces for Latino Community Participation: Creating Welcoming and Inclusive Parks and Community Centers in Eugene, Oregon," University of Oregon, 2015.
- [15] City of Eugene, "Youth Listening Report," 2015.
- [16] Oregon Parks and Recreation Department, "Statewide Comprehensive Outdoor Recreation Plan, 2013-2017".
- [17] Ballard King, "Parks and Recreation Trend Information," 2015.
- [18] City of Eugene, "Eugene Trails Plan," 2015.
- [19] "Rivers to Ridges: Metropolitan Regional Parks and Open Space Study, Vision and Strategies," 2003.

[20] “Willamette River: Open Space Vision and Action Plan,” 2010.

[21] Oregon Parks and Recreation Department, “Oregon Non-Motorized Trail Participation and Priorities,” 2015.

[22] National Recreation and Park Association, “2015 Field Report,” 2015.

[23] D. M. Cohen, “The National Study of Neighborhood Parks,” 2015.

[24] Lane County Human Services, “Annual Homeless Point in Time Count,” 2015.

[25] “Lane County Community Health Assessment,” 2013.

[26] United Way of Lane County, “Community Indicators Report,” 2012.

[27] S. H. M. Cohen, “Quantifying the Contribution of Public Parks to Physical Activity and Health”.

[28] National Recreation and Park Association, “Physical Activity: The Key to Good Health and Reducing Obesity”.

[29] National Recreation and Park Association, “Parks & Recreation in Underserved Areas: A Public Health Perspective”.

[30] National Recreation and Park Association, “Creating Safe Park Environments to Enhance Community Wellness”.

[31] City of Eugene, “Community Climate and Energy Action Plan,” 2010.



## Photo Credits

Page 4	Courtesy of University of Oregon
Page 5	Courtesy of Lane County Historical Museum
Page 8	Jennifer Cooper-Willis
Page 20	Vern Rogers
Page 21	(top) Tom Bodhi Reeves
Page 24	Cary Kerst
Page 37	Vern Rogers
Page 45	Vern Rogers
Page 48	Vern Rogers
Page 64	Alex Huynh
Page 65	(top left) Melanie Marie Jahnke-Manning
Page 73	(top left) Xian Wang
Page 75	(bottom) Kris Leigh
Page 85	(top left and middle right) Nadine Batya
Page 85	(top right) JacQueline
Page 88	Vern Rogers
Page 89	(top right) Valerie Perrott







Eugene Working City

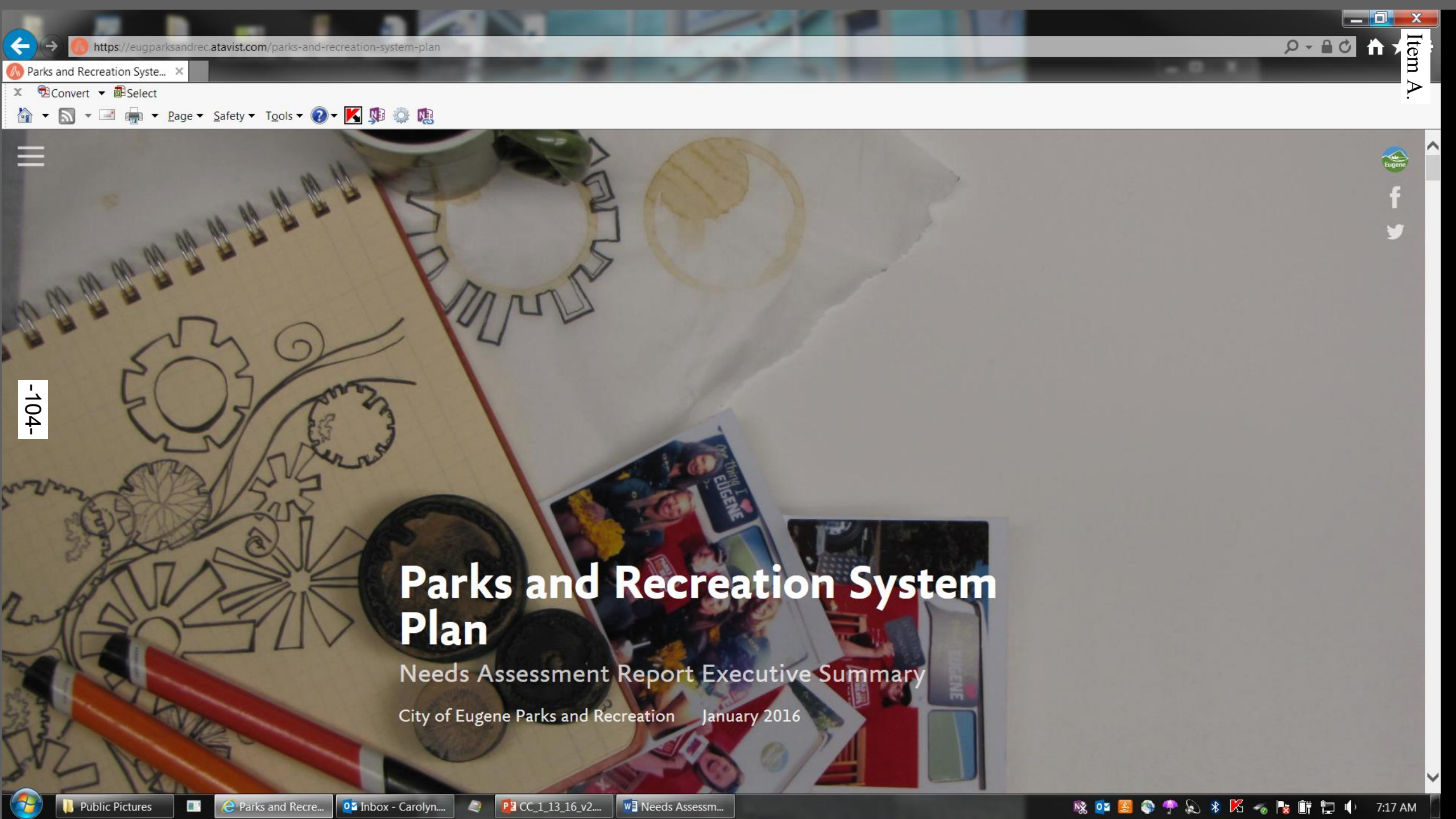


**Sam Thrower**  
Host

# NEEDS ASSESSMENT

- Process
  - Community Engagement
  - Technical Analysis
- What We've Learned
  - Strengths
  - Challenges
  - Opportunities
- Where We're Going
  - Guiding Themes
  - Next Steps





-104-

# Parks and Recreation System Plan

## Needs Assessment Report Executive Summary

City of Eugene Parks and Recreation January 2016



# PROCESS

-105-

# PROCESS



-106-

# COLLECT

-107-

Community Engagement + Technical Analysis

# COMMUNITY ENGAGEMENT

**We listened to 7,000 Residents**

# POP-UP EVENTS: 2,600 PARTICIPANTS

-109-



Item A.



# STAKEHOLDER LISTENING SESSIONS: 235 PARTICIPANTS

- Bethel and 4J School Districts
- Boys and Girls Club
- Kidsports
- Willamalane
- Lane County Parks
- Lane County Public Health
- YMCA
- EWEB
- Chamber of Commerce
- Homebuilders of Lane County
- University of Oregon
- Friends-of Groups/Park Advocates
- Recreation Partners
- Sports Organizations
- Natural Areas and Trails Users
- Aquatics Users
- Youth
- Parks and Open Space and Recreation Staff

# SURVEYS: 3,700 PARTICIPANTS

- Statistically Valid Survey (400)
- Online System Survey (2,700)
- Recreation Facility Survey (600)

-112-

Here are some statements about Eugene's parks, community centers, and pool facilities. Please tell me if you strongly agree, somewhat agree, somewhat disagree, or strongly disagree with that statement?

Response Category	Strong agree	Smwt agree	Smwt disagree	Strong disagree
Community centers and pool facilities meet the needs of my household	1	2	3	4
Community centers and pool facilities are easily accessible to my household	1	2	3	4
Community centers and pool facilities are safe to use	1	2	3	4
Community centers and pool facilities are well maintained	1	2	3	4
Natural areas meet the needs of my household	1	2	3	4
Natural areas are easily accessible to my household	1	2	3	4
Natural areas are safe	1	2	3	4
Natural areas are well-maintained	1	2	3	4



90% of residents say Parks and Recreation is important to their quality of life

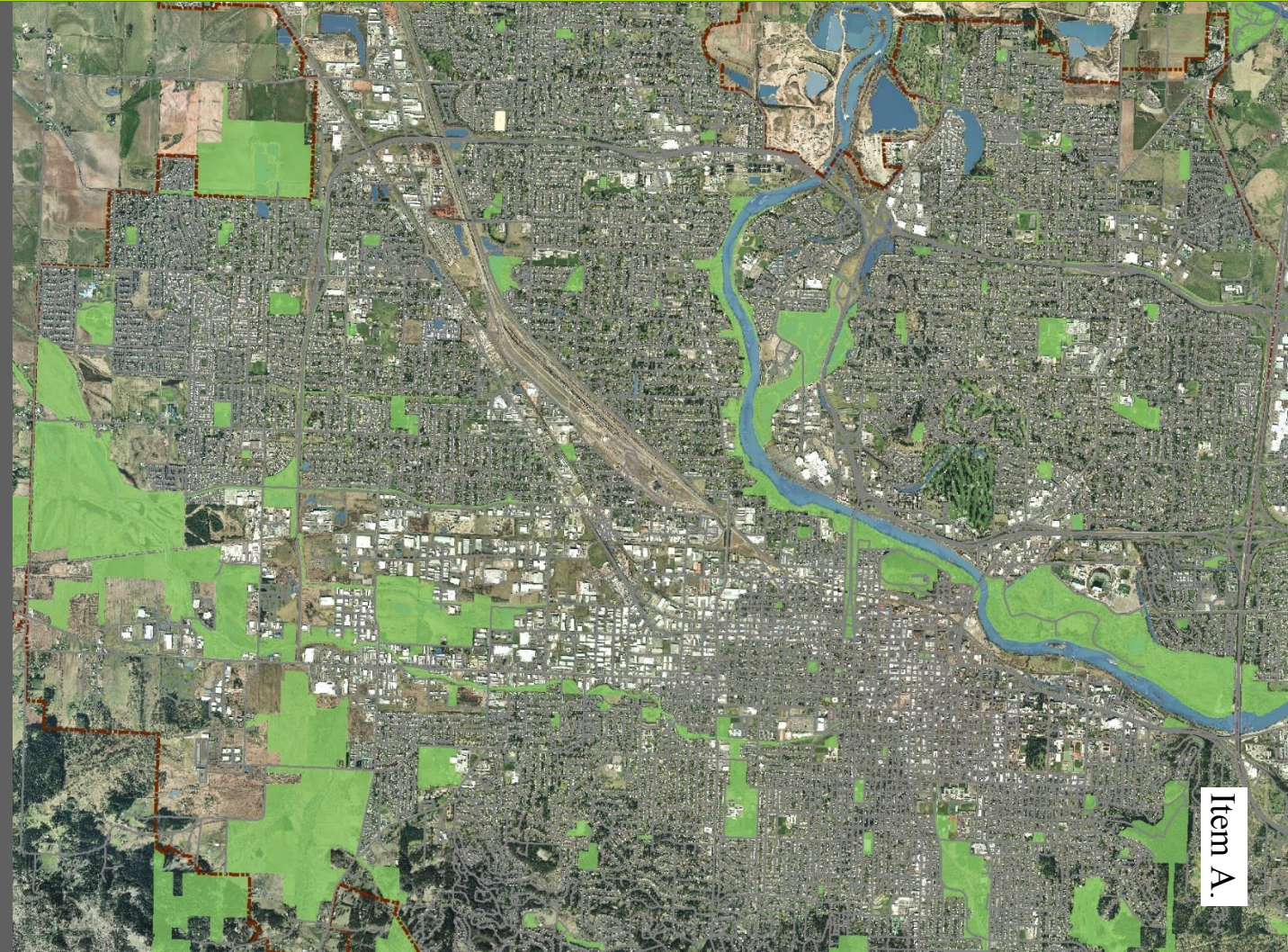
# LATINO COMMUNITY OUTREACH: 350 PARTICIPANTS



# EQUITY MAPPING

- Community Centers
- Pools
- Parks

-115-



# BENCHMARKING

- Boise, Idaho
- Fort Collins, Colorado
- Salem, Oregon
- Spokane, Washington
- Springfield, Oregon

-116-




# BENCHMARKING

4,300 acres

350 garden plots

41 miles

-117-



Item A.

# BENCHMARKING

3 pools



-118-

1960s and 1970s



# WHAT WE'VE LEARNED

-119-

# STRENGTHS



# PEOPLE LOVE EUGENE PARKS AND RECREATION



-121-

Item A.

# 9.3 million park visits a year

By adult residents of Eugene, not including children or out of town visitors

**2.7 million Rec facility visits a  
year**

By adult residents of Eugene, not including  
children or out of town visitors



-124-

# NATURAL AREAS PROVIDE BEAUTY AND CONNECTIVITY





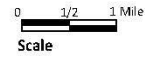


-127-

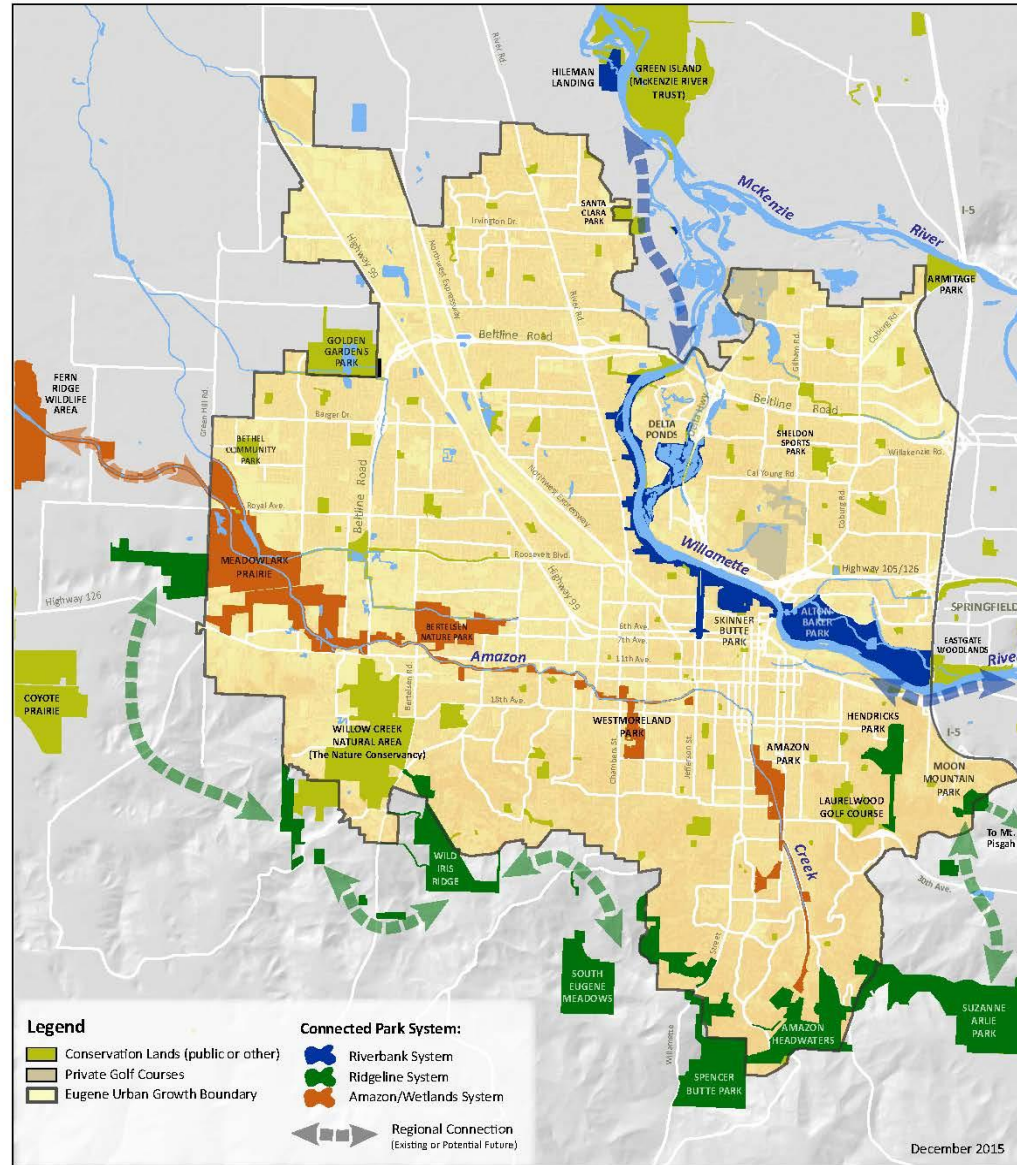
Item A.







# Highlighting Connected Park Systems Eugene Parks and Recreation System



# PARKS AND RECREATION PROVIDE MANY BENEFITS



**HEALTH AND WELLNESS**



**PERSONAL GROWTH**



**ECONOMIC PROSPERITY**



**COMMUNITY BUILDING**



**ENVIRONMENTAL HEALTH**



**LIVABILITY & SENSE OF PLACE**

## Youth and Family



## Aquatics



# Athletics

# Seniors

-132-



# Adaptive



-133-

# Outdoor Program



Item A.



-134-

-135-



**Fun For All PROGRAM**

**at Sladden Park**

**FREE**

Item A.





-137-



Item A.



# Valued at \$42 million annually

Earth Economics Report

# CHALLENGES

# PARK MAINTENANCE FUNDING GAP



-141-

Item A.

96% of residents say it is important to adequately fund maintenance



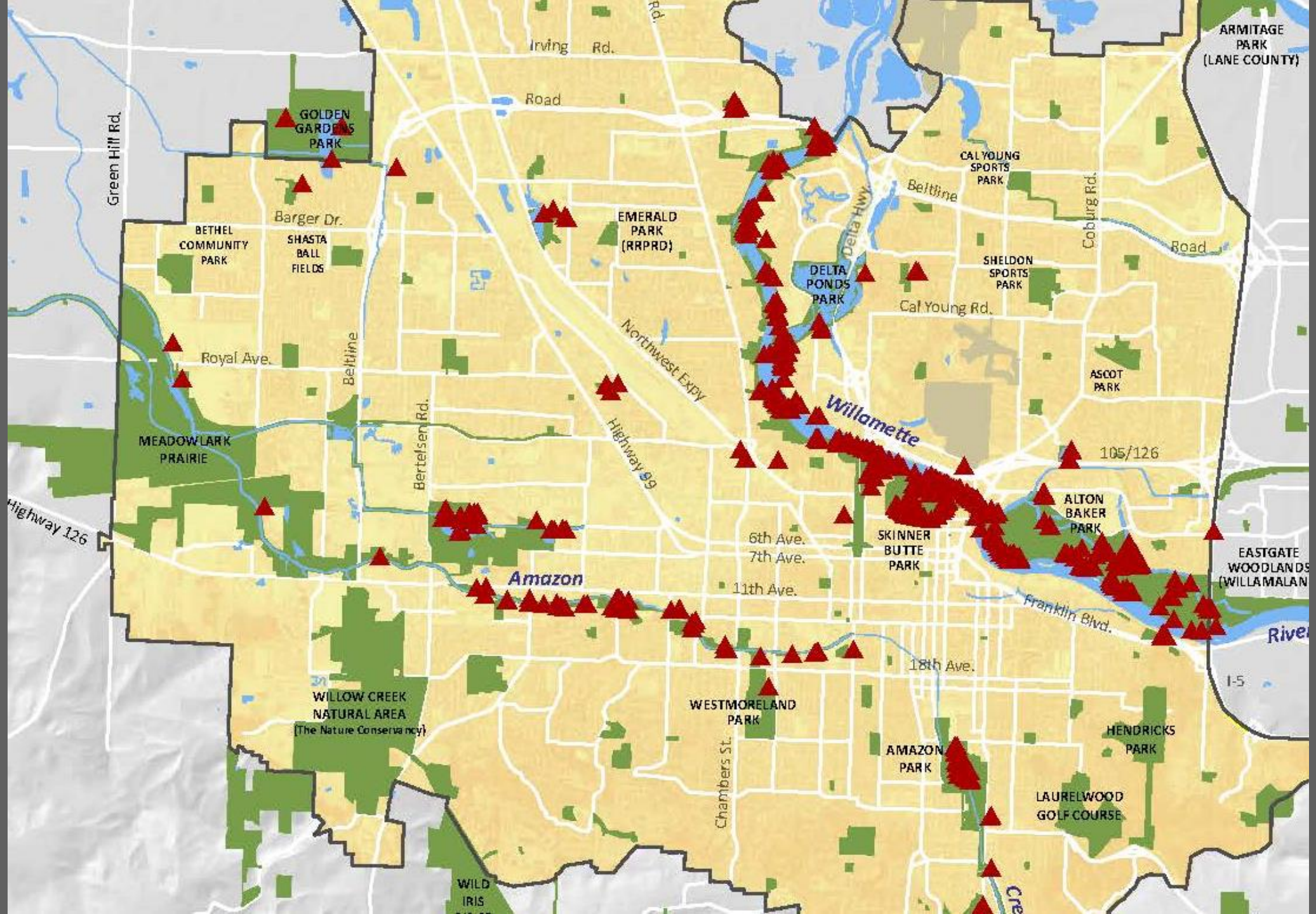
-143-

Item A.

# PARK SAFETY AND SECURITY









87% of survey respondents are concerned about the impacts of illegal camping and vandalism in Eugene's parks





-149-

Item A.



-150-

# AGING COMMUNITY CENTERS, POOLS AND PARKS









-153-

Item A.



# EQUITY AND INCLUSION



-155-









-156-

Item A.

# Community Center Service Area Equity Map

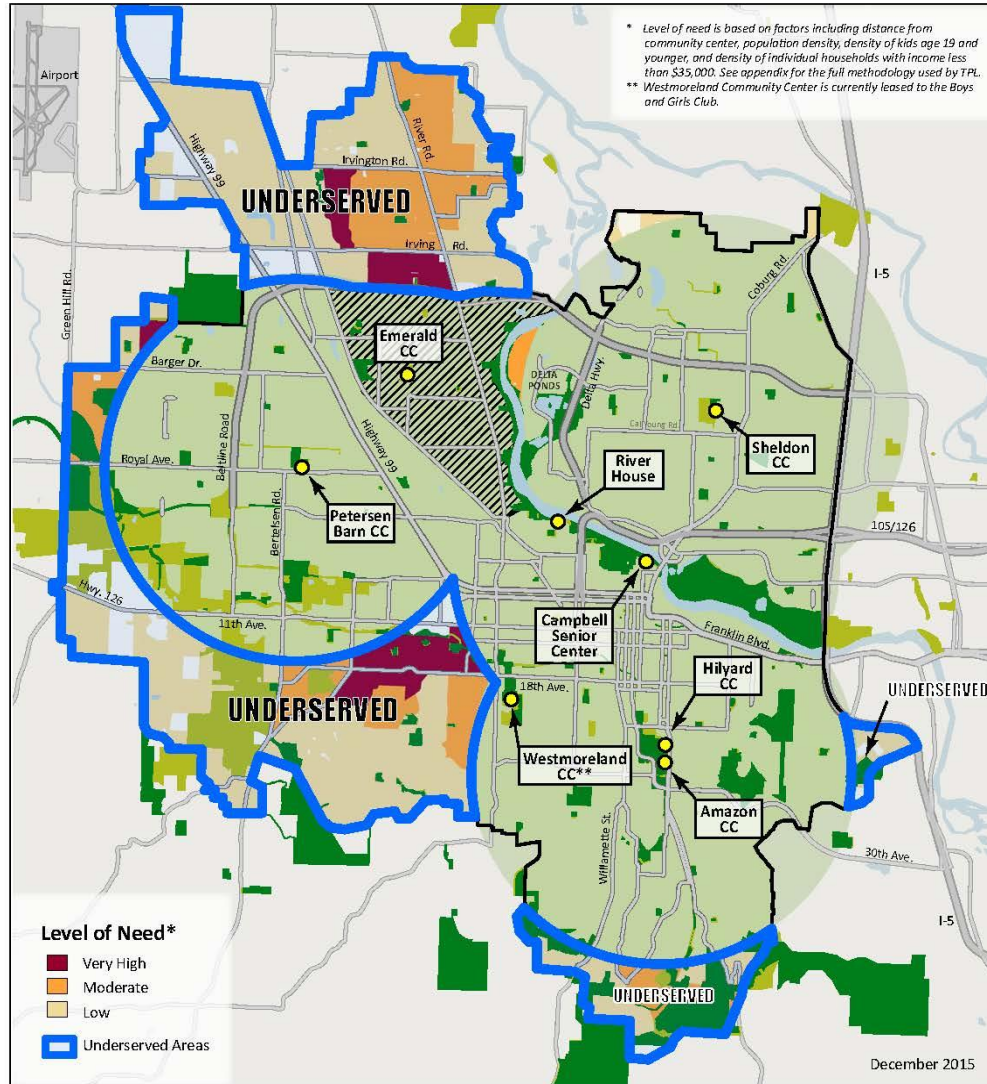
## Eugene Parks and Recreation System

### Legend

-  City and RRPRD Community Centers
-  City of Eugene Parks
-  Other Conservation Lands (non-City)
-  Community Center Service Areas
-  Emerald Recreation Center Service Area
-  Eugene Urban Growth Boundary (UGB)



0 1/2 1 Mile  
Scale

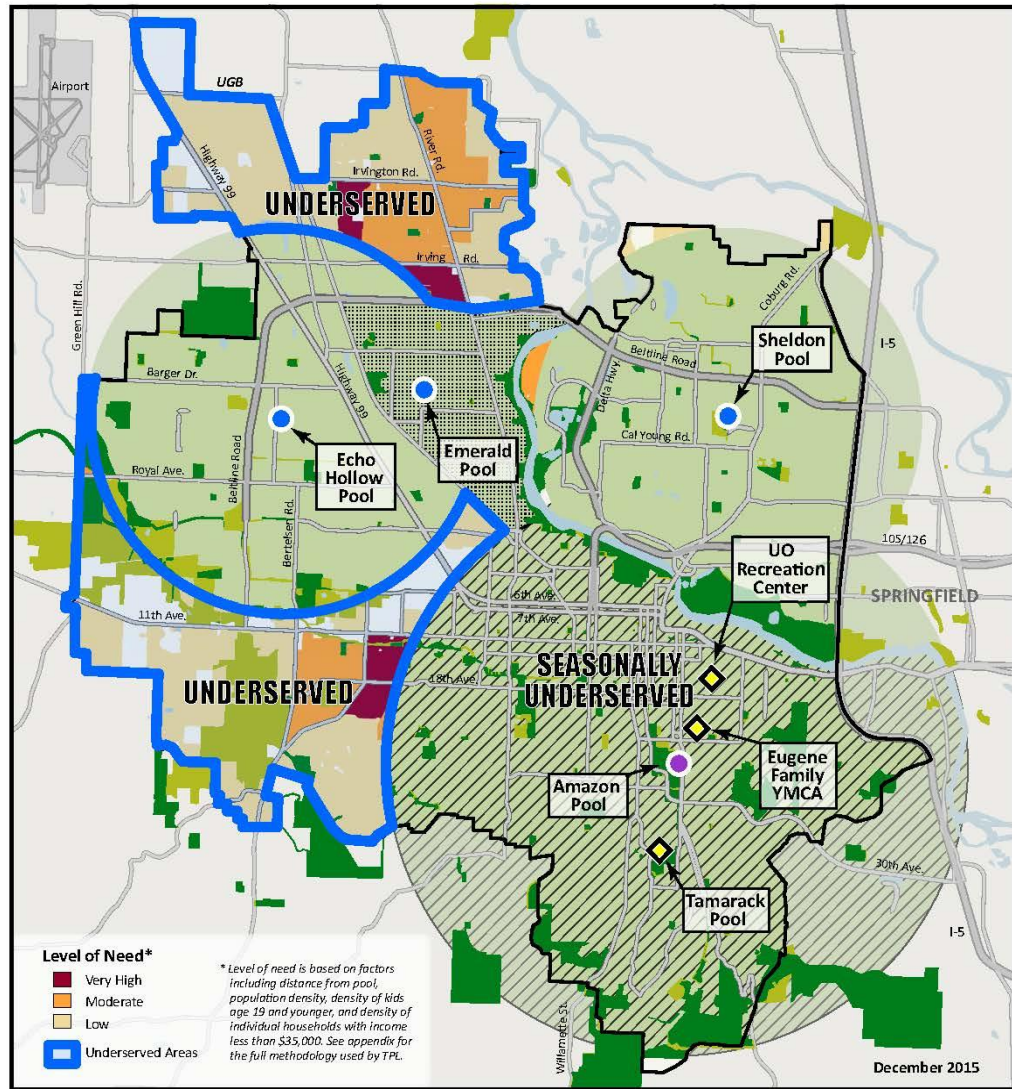

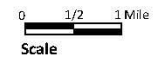


# Aquatic Facility Service Area Equity Map

## Eugene Parks and Recreation System

### Legend

- City or RRPRD Aquatic Facility (all-season)
- City Aquatic Facility (seasonal)
- ◆ Other Aquatic Facility (all-season)
- City of Eugene Parks
- Other Conservation Lands (non-City)
- Public Aquatic Facility Service Areas
- Emerald Pool Service Area
- Open Seasonally Only
- Eugene Urban Growth Boundary (UGB)



### Level of Need\*

- Very High
- Moderate
- Low
- Underserved Areas

\*Level of need is based on factors including distance from pool, population density, density of kids age 19 and younger, and density of individual households with income less than \$35,000. See appendix for the full methodology used by TPL.

December 2015

# OPPORTUNITIES

-159-

# OPPORTUNITIES

- Provide basic amenities and restrooms
- Provide more access to water (the river and pools)
- Provide more programming and events in parks





# WHERE WE'RE GOING

-161-

# GUIDING THEMES

1. Serve the entire community
2. Care for what we have
3. Grow responsibly
4. Integrate with other systems
5. Invest in partnerships

-162-

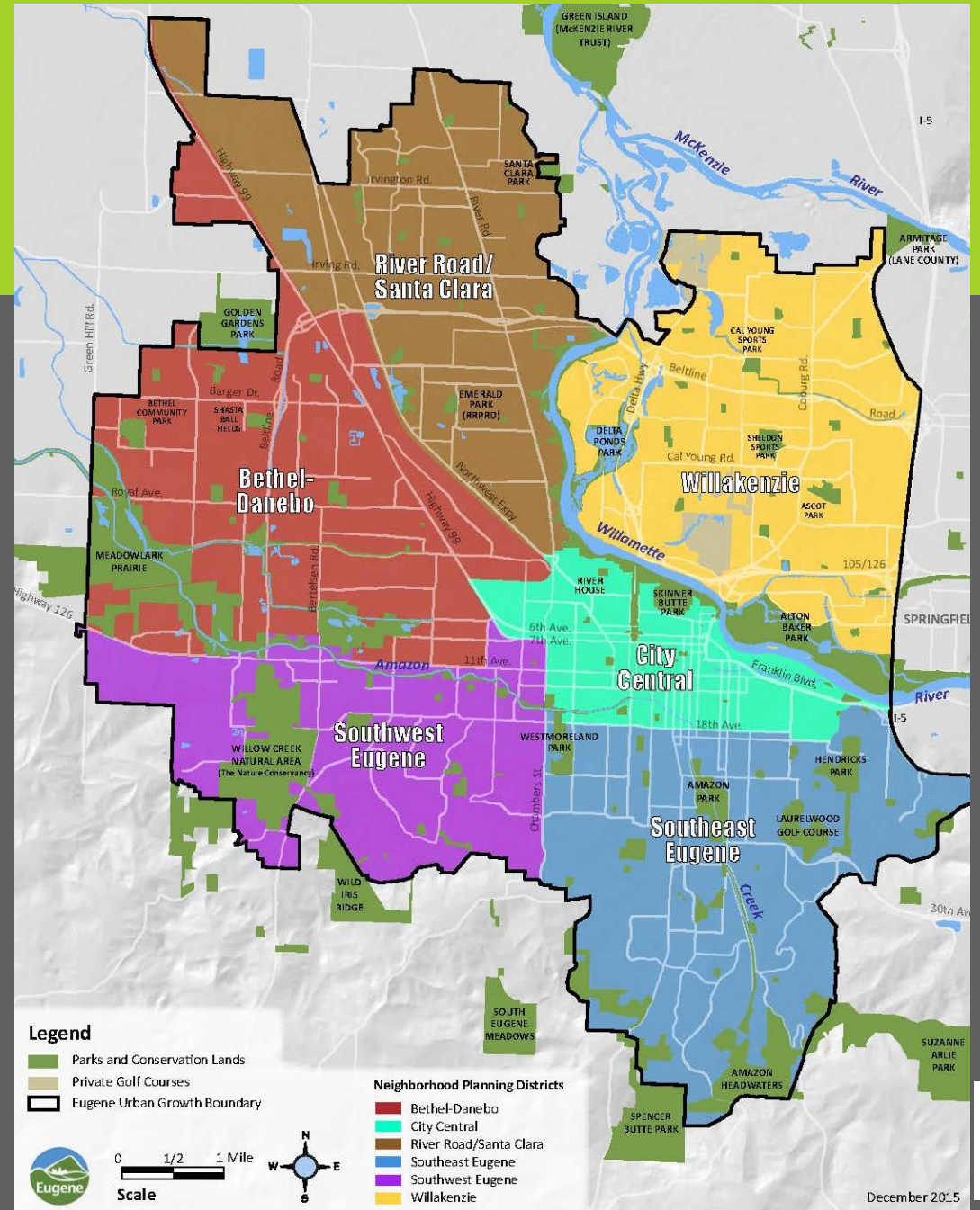


# NEXT STEPS

## Public Workshops

Petersen Barn	Saturday 2/6	1:00-2:30 pm
Downtown Library	Monday 2/8	6:00-7:30 pm
Churchill High School	Wednesday 2/10	6:00-7:30 pm
Hilyard Community Center	Saturday 2/13	10:30-noon
Sheldon Community Center	Wednesday 2/17	6:00-7:30 pm
Madison Middle School	Thursday 2/18	6:00-7:30 pm

-163-



# PROCESS

-164-



# FOR MORE INFORMATION

- Needs Assessment
  - Executive Summary
  - Full Report
  - Appendix
- Workshop dates, locations and times

[www.eugparksandrec.org](http://www.eugparksandrec.org)



# EUGENE CITY COUNCIL

## AGENDA ITEM SUMMARY



---

### Public Forum

---

Meeting Date: January 25, 2016  
Department: City Manager's Office  
[www.eugene-or.gov](http://www.eugene-or.gov)

Agenda Item Number: 1  
Staff Contact: Beth Forrest  
Contact Telephone Number: 541-682-5882

---

#### **ISSUE STATEMENT**

This segment allows citizens the opportunity to express opinions and provide information to the council. Testimony presented during the Public Forum should be on City-related issues and should not address items which have already been heard by a Hearings Official, or are on the present agenda as a public hearing item.

#### **SUGGESTED MOTION**

No action is required; this is an informational item only.

#### **FOR MORE INFORMATION**

Staff Contact: Beth Forrest  
Telephone: 541-682-5882  
Staff E-Mail: [beth.l.forrest@ci.eugene.or.us](mailto:beth.l.forrest@ci.eugene.or.us)





# EUGENE CITY COUNCIL

## AGENDA ITEM SUMMARY



---

### Approval of City Council Minutes

---

Meeting Date: January 25, 2016  
Department: City Manager's Office  
[www.eugene-or.gov](http://www.eugene-or.gov)

Agenda Item Number: 2A  
Staff Contact: Kris Bloch  
Contact Telephone Number: 541-682-8497

---

#### **ISSUE STATEMENT**

This is a routine item to approve City Council minutes.

#### **SUGGESTED MOTION**

Move to approve the minutes of the January 6, 2016, State of the City, January 11, 2016, Work Session and Meeting, and January 13, 2016, Work Session.

#### **ATTACHMENTS**

- A. January 6, 2016, State of the City
- B. January 11, 2016, Work Session and Meeting
- C. January 13, 2016, Work Session

#### **FOR MORE INFORMATION**

Staff Contact: Kris Bloch  
Telephone: 541-682-8497  
Staff E-Mail: [kris.d.bloch@ci.eugene.or.us](mailto:kris.d.bloch@ci.eugene.or.us)



**ATTACHMENT A****MINUTES**

**Eugene City Council  
Eugene Hult Center Lobby  
Eugene, Oregon 97401**

**January 6, 2015  
5:30 p.m.**

**Councilors Present:** George Brown, Betty Taylor, Alan Zelenka, George Poling, Mike Clark, Greg Evans  
Claire Syrett, Chris Pryor

**I. WELCOME AND INTRODUCTIONS**

City Council President Claire Syrett opened the 2016 State of the City and welcomed those present to the event. She introduced the other members of the council, the City's executive management team and had other elected or appointed officials and other dignitaries stand to be recognized.

**II. MUSICAL SELECTION**

The Dorians Jazz Choir (South Eugene High School) performed "You Make My Dreams (Come True)" by Daryl Hall, John Oates and Sara Allen.

**III. AWARDS AND RECOGNITION**

**Special Recognition**

Mayor Piercy was recognized in a short video for her 12 years as Mayor of Eugene and for her leadership and in installing the Triple Bottom Line as a lens through which the City balances decisions and works to serve and improve the community.

**Community Awards**

Mayor Piercy recognized the following individuals and groups for their contributions to the community.

- Community Supported Shelters – Erik and Fay de Buhr
- Friends of the Eugene Library
- Eugene Public Library Foundation

**Employee Recognition Awards**

Mayor Piercy recognized the following City of Eugene employee teams for their contributions to the workplace:

- Parks and Open Space Park Ambassador and Eugene Police Bike Patrol Safety Team
- Hult Center Custodial Team
- eBuild Project Team
- Eugene Springfield Fire and EMS

**IV. 2016 BOLD STEPS AWARD**

Mayor Piercy introduced the 2016 Bold Steps Award finalists with a short video on each company. The finalists were:

- Essex General Construction
- Mountain Rose Herbs
- PIVOT Architecture

Mayor Piercy announced that Essex General Construction was the winner of the 2016 Bold Steps Award.

**V. MUSICAL SELECTION**

The Dorians Jazz Choir (South Eugene High School) performed “Blackbird” by John Lennon and Paul McCartney.

**VI. STATE OF THE CITY ADDRESS**

It’s 2016: a new year for us all. This is a big year in a world that has grown too small in so many ways—in economic inequities, disaster, and conflict.

This is a big year as we face elections that affect our future and who we are as a city and a nation. Too often we become small in how we treat each other. We hear small thoughts, bigotry, intolerance, and selfishness. Squabbles replace focus on the common good.

Uncertainty and pessimism weigh heavily on the spirit of this nation and every community. Yet, we have the antidote within us.

I come tonight to ask us, as Eugeneans, to continue to be leaders in the best sense. I come tonight to ask us to have hope in human capacity and confidence in our ability to make good choices here at home.

What we do here matters a great deal, and when we do our best, we join with others across our nation and world. In the midst of all that confounds us, there is the earnest work, courage, and heart of so many who live in peace with each other locally and worldwide.

I ask that we keep moving with determination toward a better future where justice prevails for all, where each person will have the opportunity and right to live a decent life, where we preserve our great natural resources, and where all our families are safe and secure.

In my 11 years as your mayor, our city has strived steadfastly, day in and day out, to achieve this vision and these goals. With the help of all who live here, this great city has shown it has the capacity to do what is needed.

We are neither a perfect government nor a perfect people, but we have done some very good things. We have built on our strong community foundation to ensure that we leave a livable city for future generations. We have focused on the triple bottom line: social equity, environmental protection, and economic prosperity.

Each year I come before you and tell you about our accomplishments and our challenges. Each year builds on the ones before it. We meet tough challenges, sometimes falter, regain our footing, experience extraordinary successes, and then rise up again to meet the future’s new challenges with strength and fortitude.

I think it's good for us to recognize just a few of the things we all accomplished together in 2015.

- Our police and fire departments dealt with many challenging incidents, including the Civic Stadium fire. This required many resources and fast intervention to control the spread of the fire and to protect nearby neighborhoods.
- And, out of the loss, community leaders stepped forward with a vision for a sports complex that will one day provide playing fields for our children and be the pride of our city.
- We continue to partner to build much-needed affordable housing. Bascom Village will provide 101 new units, and we've purchased land out on River Road for future affordable housing.
- I also take special pride in our city rehabilitating the Polk Street Apartments to create 12 units of housing for youth transitioning out of foster care. We know that many young people on our streets have come out of foster care with no safety net under them. This is the first such apartment facility in Oregon and an important addition to our housing inventory.
- We supported rest stops and a dusk-to-dawn ordinance to provide legal places to sleep, and Eugene was one of the first cities to join First Lady Michelle Obama's challenge to address homelessness among veterans. We responded with our own effort—Operation 365—in partnership with Lane County with the goal of housing 365 vets by the end of 2015. Although we are awaiting final numbers, every indication is that we have met this ambitious target thanks to the work of many community partners.
- A new Department of Veterans Affairs outpatient clinic in North Eugene is scheduled to open early this year. The clinic represents a significant improvement in services to veterans in our area.
- Our children's well-being and future matters a great deal to us. We provided 1,749 programs that positively impact youth health.
- And, we teamed up with Trillium for Project Plunge, providing 290 youth with free Summer Swim Passes and access to all 3 pools.
- Over 2,500 parents signed up to have their children, ages 0-4, receive a new book each month through our Imagination Library program. This great work is funded through the tireless efforts of the Library Foundation.
- Speaking of our great library, in November, voters approved a five-year local option levy to provide for more hours, access, programs, materials, and technology for our public library system's users.
- National tragedies remind us to be grateful for our police, who brought ALICE training to local schools and organizations to teach survival options in those critical moments when a violent situation occurs.
- To improve our justice system, we brought together our police, prosecutor's office and municipal court to begin redesigning and creating a more nuanced system that focuses on problem-solving, individualized treatment, restorative justice and faster resolution of cases.
- We launched the Parks Ambassadors Program to make our parks safer and more welcoming.
- We improved the Spencer Butte Summit Trail on time and on budget, using innovative design, improving safety and accessibility, and protecting the ecosystem.

Item 2.A.

- Economic development efforts continue, bringing broadband, housing, hotels, grocery stores and the building of the Regional Accelerator and Innovation Network facility downtown.
- RAIN was recognized with an award given by the International Town and Gown Association, a result of an important partnership with the University of Oregon.
- At the U of O and 4J School District, we welcomed new leaders in education to our community.
- The National Association of Telecommunications Officers and Advisors named Eugene's Digital Dojo Coding Team Project the Community Broadband Digital Equity Project of the Year. This was a project launched in partnership with Lane Community College.
- Also key to our economic development was the addition of daily non-stop airport service to San Jose.
- We are proud to have passed a local paid sick leave ordinance, which gave rise to the new statewide sick leave law that allows workers to stay home when sick without loss of pay.
- The City of Eugene adopted the most ambitious climate recovery ordinance in the nation.
- 95% of materials from our former city hall were reused or recycled, including 30,000 board feet of red cedar salvaged for use in the new building.
- Emergency management adopted new plans and provided training and presentations for emergency preparation.

In early December, I was invited to join key West Coast mayors in a two-day summit. This included the mayors of Los Angeles, San Francisco, Seattle, Portland and Eugene. All of our cities have deep concerns about and have dedicated considerable time to two of the nation's greatest challenges: housing and climate change. We spent two days digging deeply into these issues, sharing concerns and solutions. Our efforts resulted in a joint letter to Congress regarding the homeless crisis that we face and asking for support in removing barriers and creating more opportunity. We also signed an agreement to use our collective strength and assets to ambitiously reduce our shared impact on climate change.

In 2016, Eugene will continue to work on prosperity and strengthening our economy so that we can provide more opportunity for everyone to thrive.

In particular, we will continue to build on our successes as the "Silicon Shire," a nationally recognized hub for technology and innovation. We will also continue to build on our federal designation as part of the Pacific Northwest Manufacturing Partnership. Advanced manufacturing is one of our area's greatest opportunities, as are food, arts, health care, education and sports. We will push our local economy forward with more employment, as well as good wages and benefits. This economic development work will take time and sustained focus.

In the meantime, many community members continue to struggle with finding housing and shelter. While we are making progress, we have a long way to go.

We need more affordable housing. People who have vouchers cannot find available units. We will enlist the help of the state and federal government in meeting this need. Governor Brown has responded to our request to form a state and local workgroup to guide the state's response to this critical issue.

Housing in our area is disproportionately expensive. We must address the cost of housing so that people with low and moderate incomes are not priced out of the market like we see happening elsewhere. We will focus on worker housing as one way of addressing this situation.

We lack shelter capacity and safe places for people to be. It's not right for the second largest city in Oregon and one that has long had a homeless issue to have no public shelter. More shelter can also reduce the impact of those who now try to survive on our streets and riverbanks. This is both about being humane and about making sound economic decisions that protect our community livability. Of course, shelter remains only one part of any system. Permanent housing is the real solution. We will be acting on a resolution to adopt the Housing First model to guide our decision-making. We need this type of low-barrier housing in our community. It's the right thing to do and it's time to do more as a city. I will join community partners in bringing this initiative forward this year.

We must provide adequate places for people to live throughout our community. We have to step forward to meet the need while maintaining good, walkable, beautiful, and livable neighborhoods. It's not possible to ignore this issue or to refuse to change. This is hard and challenging work. It's easy to react with fear of loss. We have to pull together in a concerted effort to meet everyone's needs while continuing to pursue our community goals and aspirations. This is about our entire community and the leadership role we all take together.

A strong economy and social equity are hard goals to accomplish, and so is environmental protection. We have set rigorous standards in our climate ordinance, and we will not get there with a casual hit-or-miss approach. The City will lead but the answer ultimately lies with all of us. As a council, we will set up a timeline with check-in dates to see how we are doing. This is among the most important work we have.

I hope you will ask those who are running for office for their strong leadership and adherence to this ordinance as a part of your decision about who to vote for.

One place all of these goals meet is in our downtown and riverfront site, where we continue to build prosperity and business opportunity, nurture arts and culture, provide housing opportunities, share our public spaces and build well-connected green spaces that are the very core of what we love about our home. In this as with all else, when solving problems I ask that we set our fears aside and lift our aspirations, open our minds and hearts to each other, and look for solutions that benefit and acknowledge us all.

I continually find that when I expect the best, that is most often what is given in return.

In my last year as Mayor my expectations are high, my sense of humor intact, and my resilience strong. I have my health challenges. We all have challenges. The world does.

I end my last State of the City by thanking this council for their hard work and dedication, their thoughtful discussions, and their commitment to our community. I thank them for treating each other and the community with respect. I thank them for their leadership on setting policy. It's not easy. I thank our City staff who have used their professional skills and deep commitment to public service to keep city services intact and moving forward during the worst recession this nation has known. They serve us well. They live here and love this community just as we all do.

I thank each of you—our partners and people throughout our community—for this great opportunity I have had. Just as in the last 11 years, I expect that in this 12<sup>th</sup> and last year of my service as your mayor, we will do great things and continue to be Better Together. Bring on the New Year 2016. We are ready.

Item 2.A.

The meeting adjourned at 6:45 p.m.

Respectfully submitted,

Chuck Crockett  
Deputy City Recorder



**ATTACHMENT B****MINUTES**

**Eugene City Council  
Harris Hall, 125 East 8<sup>th</sup> Avenue  
Eugene, Oregon 97401**

**January 11, 2016  
5:30 p.m.**

**Councilors Present:** George Brown, Betty Taylor, Alan Zelenka, George Poling, Mike Clark, Greg Evans, Claire Syrett, Chris Pryor

Mayor Piercy opened the January 11, 2016, City Council Work Session.

**A. WORK SESSION: Downtown Improvements**

Community Development Division Manager Denny Braud and Economic Development Planner Anne Fifield led the council in a discussion on high speed fiber, what it means for the downtown, and next steps.

Council discussion:

- Providing high-speed fiber is the single-most important economic development tool the council can pursue.
- Timing of this initiative is important; city will enjoy significant advantage if it can move quickly.
- Urban renewal dollars are appropriate funds for this capital project.
- A list of potential buildings that would be included in this project requested.
- Internet access is an essential aspect of public life; will benefit both business and residents.
- How the City communicates about this initiative with the community is important.

Community Development Division Manager Denny Braud and Urban Design Planner Will Dowdy gave a PowerPoint presentation discussing the changing story of the Park Blocks, downtown context, and issues and observations.

Council discussion:

- Space well used by Saturday and Farmers' markets
- Park blocks need a new look; simple sprucing-up measures could go a long way.
- More amenities are needed; current design is restrictive and needs to be opened up.
- More places for people to sit are needed; Kesey Square should be saved as a public space.
- Urban renewal dollars are available and should be used for this.
- Public engagement process to determine future of Park Blocks and Riverfront is needed.
- A broader coordinated discussion on the future of downtown is also needed.
- There is general support in the public for more green space downtown.
- 2006 Parks Master Plan should be considered in this discussion.

The work session adjourned at 6:52 p.m.

Respectfully submitted,



## M I N U T E S

**Eugene City Council  
Harris Hall, 125 East 8<sup>th</sup> Avenue  
Eugene, Oregon 97401**

**January 11, 2016  
7:30 p.m.**

**Councilors Present:** George Brown, Betty Taylor, Alan Zelenka, George Poling, Mike Clark, Greg Evans, Claire Syrett, Chris Pryor

Mayor Piercy opened the January 11, 2016, City Council Meeting.

### 1. ELECTION OF 2016 COUNCIL OFFICERS

**MOTION AND VOTE:** Councilor Syrett, seconded by Councilor Taylor, moved to elect Greg Evans as President of the City Council for 2016. **PASSED 8:0**

**MOTION AND VOTE:** Councilor Syrett, seconded by Councilor Taylor, moved to elect Alan Zelenka as Vice President of the City Council for 2016. **PASSED 8:0**

### 2. PUBLIC FORUM

1. Mariah Leung – Supported a resolution denouncing anti-Muslim rhetoric.
2. Colin Taylor – Supported more public space downtown and keeping Kesey Square open.
3. Sage Fox – Supported immediate action on the climate recovery ordinance.
4. Corina MacWilliams – Supported immediate action on the climate recovery ordinance.
5. Wesley Georgiev – Supported immediate action on the climate recovery ordinance.
6. Catalina Gallardo – Supported immediate action on the climate recovery ordinance.
7. Maggie Clark – Supported immediate action on the climate recovery ordinance.
8. Debby McGee – Supported immediate action on the climate recovery ordinance.
9. Cynthia Kokis – Supported a resolution opposing the Trans Pacific Partnership trade deal.
10. Kari Westlund – Supported efforts to move high speed fiber forward in downtown.
11. Patty Hine – Supported immediate action on the climate recovery ordinance.
12. Zondie – Supported keeping Kesey Square a free and open space.
13. Plaedo Wellman – Supported keeping Kesey Square a free and open space.
14. Mark Davis – Supported efforts to move high speed fiber forward in downtown.
15. Dan White – Supported efforts to move high speed fiber forward in downtown.
16. Larry Sullivan – Supported efforts to move high speed fiber forward in downtown.
17. Todd Edman – Supported efforts to move high speed fiber forward in downtown.
18. Donna Riddle – Said more open space is needed in downtown Eugene.
19. William Ivanoff – Supported development of Kesey Square.
20. Lon Otterby – Supported a resolution opposing the Trans Pacific Partnership trade deal.
21. Matt Miller – Supported efforts to move high speed fiber forward in downtown.
22. Art Bowman – Supported a resolution opposing the Trans Pacific Partnership trade deal.
23. Gwendolyn Iris – Supported keeping Kesey Square a free and open space.
24. Michael Adams – Supported keeping Kesey Square a free and open space.
25. Kimberly Cullen – Supported improvements to and public engagement on the Park Blocks.
26. Susan Costa – Supported development of Broadway Plaza.
27. Melissa Achten – Supported development of Broadway Plaza and the Park Blocks.
28. Tad Erickson – Supported economic development efforts in downtown Eugene.
29. Logan Flores – Supported keeping Kesey Square a free and open space.
30. Laurie Powell – Supported immediate action on the climate recovery ordinance.
31. Mike Biglan – Supported efforts to move high speed fiber forward in the downtown.
32. Brittany Quick-Warner – Supported efforts to move high speed fiber forward.

Item 2.A.

- 33. Megan Richter – Supported development of the Park Blocks.
- 34. Linda Kelley – Supported immediate action on the climate recovery ordinance.
- 35. Marc Cronk – Supported keeping Kesey Square a free and open space.

Council discussion:

- The council will receive regular updates on progress being made on the climate recovery ordinance.
- The vacancy rate for rental units in Eugene is very low; more housing is needed
- Support expressed for a resolution denouncing anti-Muslim rhetoric.

**3. CONSENT CALENDAR**

**MOTION AND VOTE:** Councilor Evans, seconded by Councilor Zelenka, moved to approve the items on the Consent Calendar. **PASSED 8:0**

*The Mayor adjourned the meeting of the Eugene City Council and convened a meeting of the Eugene Urban Renewal Agency.*

**4. URBAN RENEWAL AGENCY ACTION: Resolution Acknowledging Receipt of the Annual Financial Report of the Urban Renewal Agency for the City of Eugene for the Fiscal Year Ended June 30, 2015**

**MOTION AND VOTE:** Councilor Evans, seconded by Councilor Zelenka, moved to adopt Resolution 1078, acknowledging receipt of the Annual Financial Report for the Urban Renewal Agency of the City of Eugene for the fiscal year ended June 30, 2015. **PASSED 8:0**

*The Mayor adjourned the meeting of the Eugene Urban Renewal Agency and reconvened a meeting of the Eugene City Council.*

**5. WORK SESSION AND ACTION: Presiding Judge Salary**

**MOTION AND VOTE:** Councilor Evans, seconded by Councilor Zelenka, moved to authorize the Council President to sign an amendment to the City's contract with Judge Allen increasing the hourly pay from \$121 to \$130, and making that change retroactive to January 1, 2016. **PASSED 8:0**

**6. ACTION: Resolution Opposing Extension Of Harmful Trade Practices**

**MOTION AND VOTE:** Councilor Syrett, seconded by Councilor Evans, moved to approve a resolution opposing the extension of harmful trade policies as represented by the transpacific partnership. **PASSED 8:0**

Council discussion:

- The TPP is not good for the planet, workers or democracy.

The meeting adjourned at 9:00 p.m.

Respectfully submitted,

Chuck Crockett  
Deputy City Recorder

## ATTACHMENT C

## MINUTES

**Eugene City Council  
Harris Hall, 125 East 8<sup>th</sup> Avenue  
Eugene, Oregon 97401**

**January 13, 2016  
12:00 p.m.**

**Councilors Present:** George Brown, Betty Taylor, Alan Zelenka, George Poling, Mike Clark, Greg Evans, Claire Syrett, Chris Pryor,

Mayor Piercy opened the January 13, 2016, meeting of the Eugene Urban Renewal Agency.

**WORK SESSION: Eugene Water & Electric Board Riverfront Redevelopment – Agency’s Role**

Community Development Division Manager Denny Braud outlined the proposed agreement with EWEB to have the Urban Renewal Agency be the land agent for redevelopment of the Riverfront property.

**MOTION AND VOTE** (*friendly included*): Councilor Evans, seconded by Councilor Zelenka, moved to authorize the Agency Director to execute an agreement with EWEB related to the negotiation, disposition, and redevelopment of the EWEB Riverfront property consistent with the outline of terms included in Attachment A. Add new section 13 that provides for a refund of a pro rata portion of the guaranteed payment in the event that a decision is made after Year 5 that property will be reframed by EWEB due to an environmental contamination concern. **PASSED 6:2**, councilors Brown and Taylor opposed

Council discussion:

- Request was made to provide council with the recent appraisals on the property.
- Williams and Dane is experienced and has a good track record, which adds confidence in the proposal.
- Master plan had extensive public process; future decisions should also involve public.
- Site should be viewed as both an asset and a liability.
- City and URA need to make redevelopment of the EWEB property a priority; this is a 100-year, legacy project.

The meeting adjourned at 1:18 p.m.

Respectfully submitted,

Chuck Crockett  
Deputy City Recorder



# EUGENE CITY COUNCIL

## AGENDA ITEM SUMMARY



---

### Approval of Tentative Working Agenda

---

Meeting Date: January 25, 2016  
Department: City Manager's Office  
[www.eugene-or.gov](http://www.eugene-or.gov)

Agenda Item Number: 2B  
Staff Contact: Beth Forrest  
Contact Telephone Number: 541-682-5882

---

#### **ISSUE STATEMENT**

This is a routine item to approve City Council Tentative Working Agenda.

#### **BACKGROUND**

On July 31, 2000, the City Council held a process session and discussed the Operating Agreements. Section 2, notes in part that, "The City Manager shall recommend monthly to the council which items should be placed on the council agenda. This recommendation shall be placed on the consent calendar at the regular City Council meetings (regular meetings are those meetings held on the second and fourth Monday of each month in the Council Chamber). If the recommendation contained in the consent calendar is approved, the items shall be brought before the council on a future agenda. If there are concerns about an item, the item may be pulled from the consent calendar at the request of any councilor or the Mayor. A vote shall occur to determine if the item should be included as future council business." Scheduling of this item is in accordance with the Council Operating Agreements.

#### **RELATED CITY POLICIES**

There are no policy issues related to this item.

#### **COUNCIL OPTIONS**

The council may choose to approve, amend or not approve the tentative agenda.

#### **CITY MANAGER'S RECOMMENDATION**

Staff has no recommendation on this item.

#### **SUGGESTED MOTION**

Move to approve the items on the Tentative Working Agenda.

**ATTACHMENTS**

A. Tentative Working Agenda

**FOR MORE INFORMATION**

Staff Contact: Beth Forrest  
Telephone: 541-682-5882  
Staff E-Mail: [beth.l.forrest@ci.eugene.or.us](mailto:beth.l.forrest@ci.eugene.or.us)



# EUGENE CITY COUNCIL TENTATIVE WORKING AGENDA

January 21, 2016

<b>JANUARY 25</b>	<b>MONDAY</b>	
<b>5:30 p.m.</b>	<b>Council Work Session</b>	
<b>Harris Hall</b>	<b>Expected Absences:</b>	
A. WS: Parks & Recreation System Plan		90 mins – PW/Carnagey
<b>7:30 p.m.</b>	<b>Council Meeting</b>	
<b>Harris Hall</b>	<b>Expected Absences:</b>	
1. Public Forum		
2. Consent Calendar		
a. Approval of City Council Minutes		CS/Bloch
b. Approval of Tentative Working Agenda		CS/Forrest
c. Reappointment to Metropolitan Wastewater Management Commission		PW/Cahill
d. Adoption of Ordinance Concerning State Law Consistency (Offenses and Traffic)		CAO
<b>JANUARY 27</b>	<b>WEDNESDAY</b>	
<b>Noon</b>	<b>Council Work Session</b>	
<b>Harris Hall</b>	<b>Expected Absences:</b>	
A. WS: Downtown Improvements – Continued		90 mins - PDD
<b>FEBRUARY 8</b>	<b>MONDAY</b>	
<b>5:30 p.m.</b>	<b>Council Work Session</b>	
<b>Harris Hall</b>	<b>Expected Absences:</b>	
A. Committee Reports: LWP, Chamber of Commerce, HPB, LRAPA, MWMC		30 mins
B. WS: Economic Prosperity – Update		60 mins – PDD/Braud
<b>7:30 p.m.</b>	<b>Council Meeting</b>	
<b>Harris Hall</b>	<b>Expected Absences:</b>	
1. Public Forum		
2. Consent Calendar		
a. Approval of City Council Minutes		CS/Bloch
b. Approval of Tentative Working Agenda		CS/Forrest
c. Adoption of Ordinance Withdrawing Annexed Properties from Special Districts		PDD/Berg-Johansen
<b>FEBRUARY 10</b>	<b>WEDNESDAY</b>	
<b>Noon</b>	<b>Council Work Session</b>	
<b>Harris Hall</b>	<b>Expected Absences:</b>	
A. WS: Town/Gown Briefing		30 mins - CMO/Medary
B. WS:		
<b>FEBRUARY 16</b>	<b>TUESDAY</b>	
<b>7:30 p.m.</b>	<b>Council Public Hearing</b>	
<b>Harris Hall</b>	<b>Expected Absences:</b>	
1. PH: Annual Hazardous Substance User Fee Ordinance		Fire EMS/Eppli
<b>FEBRUARY 17</b>	<b>WEDNESDAY</b>	
<b>Noon</b>	<b>Council Work Session</b>	
<b>Harris Hall</b>	<b>Expected Absences:</b>	
A. WS: Climate Recovery Ordinance Update		45 mins – CS/McRae
B. WS:		

A=action; PH=public hearing; WS=work session

M:\CMO\CC\CCAGENDA.docx

# EUGENE CITY COUNCIL TENTATIVE WORKING AGENDA

January 21, 2016

<b>FEBRUARY 22</b>	<b>MONDAY</b>
--------------------	---------------

<b>5:30 p.m.</b>	<b>Council Work Session</b>	
<b>Harris Hall</b>	<b>Expected Absences: Evans</b>	
A. Committee Reports and Items of Interest from Mayor, City Council and City Manager		30 mins
B. WS:		

<b>7:30 p.m.</b>	<b>Council Meeting</b>	
<b>Harris Hall</b>	<b>Expected Absences: Evans</b>	
1. Public Forum		
2. Consent Calendar		
a. Approval of City Council Minutes		CS/Bloch
b. Approval of Tentative Working Agenda		CS/Forrest

<b>FEBRUARY 24</b>	<b>WEDNESDAY</b>
--------------------	------------------

<b>Noon</b>	<b>Council Work Session</b>	
<b>Harris Hall</b>	<b>Expected Absences: Evans</b>	
A. WS: 2015 Implementation of Bond Measure to Fix Streets		45 mins – PW/Corey
B. WS: Overview of Chronic Nuisance Codes		45 mins – PDD/Nicholas

<b>MARCH 9</b>	<b>WEDNESDAY</b>
----------------	------------------

<b>Noon</b>	<b>Council Work Session</b>	
<b>Harris Hall</b>	<b>Expected Absences: Evans</b>	
A. WS: Envision Eugene		60 mins – PDD/Harding
B. WS:		

<b>MARCH 14</b>	<b>MONDAY</b>
-----------------	---------------

<b>5:30 p.m.</b>	<b>Council Work Session</b>	
<b>Harris Hall</b>	<b>Expected Absences:</b>	
A. Committee Reports: PC, South Willamette EDC, LTD/EmX, OMPOC, McKenzie Watershed		
B. WS: \$15 Minimum Wage for City and Contract Employees		45 mins – CS/Hammitt

<b>7:30 p.m.</b>	<b>Council Meeting</b>	
<b>Harris Hall</b>	<b>Expected Absences:</b>	
1. Public Forum		
2. Consent Calendar		
a. Approval of City Council Minutes		CS/Bloch
b. Approval of Tentative Working Agenda		CS/Forrest

<b>MARCH 16</b>	<b>WEDNESDAY</b>
-----------------	------------------

<b>Noon</b>	<b>Council Work Session</b>	
<b>Harris Hall</b>	<b>Expected Absences:</b>	
A. WS: Community Justice System Update		60 mins
B. WS:		

COUNCIL BREAK: MARCH 17 , 2016 – APRIL 8, 2016

<b>APRIL 11</b>	<b>MONDAY</b>
-----------------	---------------

<b>5:30 p.m.</b>	<b>Council Work Session</b>	
<b>Harris Hall</b>	<b>Expected Absences:</b>	
A. Committee Reports and Items of Interest: HRC, SC, HSC, LCOG, MPC, PSCC		30 mins
B. WS:		

# EUGENE CITY COUNCIL TENTATIVE WORKING AGENDA

January 21, 2016

**7:30 p.m. Council Meeting**  
**Harris Hall Expected Absences:**  
 1. Public Forum  
 2. Consent Calendar  
     a. Approval of City Council Minutes  
     b. Approval of Tentative Working Agenda

CS/Bloch  
CS/Forrest

<b>APRIL 13</b>	<b>WEDNESDAY</b>
-----------------	------------------

**Noon Council Work Session**  
**Harris Hall Expected Absences:**  
 A. WS:  
 B. WS:

<b>APRIL 18</b>	<b>MONDAY</b>
-----------------	---------------

**7:30 p.m. Council Public Hearing**  
**Harris Hall Expected Absences:**  
 1. PH:

<b>APRIL 20</b>	<b>WEDNESDAY</b>
-----------------	------------------

**Noon Council Work Session**  
**Harris Hall Expected Absences:**  
 A. WS: Moderate-Income Housing  
 B. WS:

45 mins – PDD/Fifield

<b>APRIL 25</b>	<b>MONDAY</b>
-----------------	---------------

**5:30 p.m. Council Work Session**  
**Harris Hall Expected Absences:**  
 A. Committee Reports and Items of Interest from Mayor, City Council and City Manager  
 B. WS:

30 mins

**7:30 p.m. Council Meeting**  
**Harris Hall Expected Absences:**  
 1. Public Forum  
 2. Consent Calendar  
     a. Approval of City Council Minutes  
     b. Approval of Tentative Working Agenda

CS/Bloch  
CS/Forrest

<b>APRIL 27</b>	<b>WEDNESDAY</b>
-----------------	------------------

**Noon Council Work Session**  
**Harris Hall Expected Absences:**  
 A. WS:  
 B. WS:

<b>MAY 3</b>	<b>TUESDAY</b>	<b>**TENTATIVE**</b>
--------------	----------------	----------------------

**5:30 p.m. Boards and Commissions Interviews**  
**Saul Room/Atrium Expected Absences:**  
 1. Interview Candidates for Boards, Committees and Commissions

CMO/Bloch

<b>MAY 4</b>	<b>WEDNESDAY</b>	<b>**TENTATIVE**</b>
--------------	------------------	----------------------

**5:30 p.m. Boards and Commissions Interviews**  
**Saul Room/Atrium Expected Absences:**  
 1. Interview Candidates for Boards, Committees and Commissions

CMO/Bloch

A=action; PH=public hearing; WS=work session

M:\CMO\CC\CCAGENDA.docx

# EUGENE CITY COUNCIL TENTATIVE WORKING AGENDA

January 21, 2016

<b>MAY 5</b>	<b>THURSDAY</b>	<b>**TENTATIVE**</b>
<b>5:30 p.m.</b>	<b>Boards and Commissions Interviews</b>	
<b>Saul Room/Atrium</b>	<b>Expected Absences:</b>	
1. Interview Candidates for Boards, Committees and Commissions		CMO/Bloch
<b>MAY 9</b>	<b>MONDAY</b>	
<b>5:30 p.m.</b>	<b>Council Work Session</b>	
<b>Harris Hall</b>	<b>Expected Absences:</b>	
A. Committee Reports: LWP, Chamber of Commerce, HPB, LRAPA, MWMC		30 mins
B. WS:		
<b>7:30 p.m.</b>	<b>Council Meeting</b>	
<b>Harris Hall</b>	<b>Expected Absences:</b>	
1. Public Forum		
2. Consent Calendar		
a. Approval of City Council Minutes		CS/Bloch
b. Approval of Tentative Working Agenda		CS/Forrest
c. Ratification of MWMC Budget		PW/Huberd
<b>MAY 11</b>	<b>WEDNESDAY</b>	
<b>Noon</b>	<b>Council Work Session</b>	
<b>Harris Hall</b>	<b>Expected Absences:</b>	
A. WS:		
B. WS:		
<b>MAY 16</b>	<b>MONDAY</b>	
<b>7:30 p.m.</b>	<b>Council Public Hearing</b>	
<b>Harris Hall</b>	<b>Expected Absences:</b>	
1. PH:		
<b>MAY 18</b>	<b>WEDNESDAY</b>	
<b>Noon</b>	<b>Council Work Session</b>	
<b>Harris Hall</b>	<b>Expected Absences:</b>	
A. WS:		
B. WS:		
<b>MAY 23</b>	<b>MONDAY</b>	
<b>5:30 p.m.</b>	<b>Council Work Session</b>	
<b>Harris Hall</b>	<b>Expected Absences:</b>	
A. Committee Reports and Items of Interest from Mayor, City Council and City Manager		30 mins
B. WS:		
C. WS:		
<b>7:30 p.m.</b>	<b>Council Meeting</b>	
<b>Harris Hall</b>	<b>Expected Absences:</b>	
1. Pledge of Allegiance to the Flag (Memorial Day)		
2. Public Forum		
3. Consent Calendar		
a. Approval of City Council Minutes		CS/Bloch
b. Approval of Tentative Working Agenda		CS/Forrest

A=action; PH=public hearing; WS=work session

M:\CMO\CC\CCAGENDA.docx

# EUGENE CITY COUNCIL TENTATIVE WORKING AGENDA

January 21, 2016

<b>MAY 25</b>	<b>WEDNESDAY</b>	
<b>Noon</b>	<b>Council Work Session</b>	
<b>Harris Hall</b>	<b>Expected Absences:</b>	
A. WS:		
B. WS:		
<b>JUNE 8</b>	<b>WEDNESDAY</b>	
<b>Noon</b>	<b>Council Work Session</b>	
<b>Harris Hall</b>	<b>Expected Absences:</b>	
A. WS:		
B. WS:		
<b>JUNE 13</b>	<b>MONDAY</b>	
<b>5:30 p.m.</b>	<b>Council Work Session</b>	
<b>Harris Hall</b>	<b>Expected Absences:</b>	
A. Committee Reports: PC, South Willamette EDC, LTD/EmX, OMPOC, McKenzie Watershed		
B. WS:		
<b>7:30 p.m.</b>	<b>Council Meeting</b>	
<b>Harris Hall</b>	<b>Expected Absences:</b>	
1. Pledge of Allegiance to the Flag (Flag Day)		
2. Public Forum		
3. Consent Calendar		
a. Approval of City Council Minutes		CS/Bloch
b. Approval of Tentative Working Agenda		CS/Forrest
<b>JUNE 15</b>	<b>WEDNESDAY</b>	
<b>Noon</b>	<b>Council Work Session</b>	
<b>Harris Hall</b>	<b>Expected Absences:</b>	
A. WS:		
B. WS:		
<b>JUNE 20</b>	<b>MONDAY</b>	
<b>7:30 p.m.</b>	<b>Council Public Hearing</b>	
<b>Harris Hall</b>	<b>Expected Absences:</b>	
1. PH:		
<b>JUNE 22</b>	<b>WEDNESDAY</b>	
<b>Noon</b>	<b>Council Work Session</b>	
<b>Harris Hall</b>	<b>Expected Absences:</b>	
A. WS:		
B. WS:		
<b>JUNE 27</b>	<b>MONDAY</b>	
<b>5:30 p.m.</b>	<b>Council Work Session</b>	
<b>Harris Hall</b>	<b>Expected Absences:</b>	
A. Committee Reports and Items of Interest from Mayor, City Council and City Manager		30 mins
B. WS:		

A=action; PH=public hearing; WS=work session

M:\CMO\CC\CCAGENDA.docx

# EUGENE CITY COUNCIL TENTATIVE WORKING AGENDA

January 21, 2016

<b>7:30 p.m.</b> <b>Harris Hall</b>	<b>Council Meeting</b> <b>Expected Absences:</b>	
<ol style="list-style-type: none"> <li>1. Public Forum</li> <li>2. Consent Calendar <ol style="list-style-type: none"> <li>a. Approval of City Council Minutes</li> <li>b. Approval of Tentative Working Agenda</li> </ol> </li> <li>3. PH and Action: COE Supplemental Budget</li> <li>4. PH and Action: COE FY17 Proposed Budget</li> <li>5. PH and Action: URA Supplemental Budget</li> <li>6. PH and Action: URA FY17 Proposed Budget</li> </ol>		CS/Bloch CS/Forrest CS/Miller CS/Miller CS/Miller CS/Miller

<b>JUNE 28</b>	<b>WEDNESDAY</b>
----------------	------------------

<b>Noon</b> <b>Harris Hall</b>	<b>Council Work Session</b> <b>Expected Absences:</b>
<ol style="list-style-type: none"> <li>A. WS:</li> <li>B. WS:</li> </ol>	

<b>JULY 11</b>	<b>MONDAY</b>
----------------	---------------

<b>5:30 p.m.</b> <b>Harris Hall</b>	<b>Council Work Session</b> <b>Expected Absences:</b>	
<ol style="list-style-type: none"> <li>A. Committee Reports and Items of Interest: HRC, SC, HSC, LCOG, MPC, PSCC</li> <li>B. WS:</li> </ol>		30 mins

<b>7:30 p.m.</b> <b>Harris Hall</b>	<b>Council Meeting</b> <b>Expected Absences:</b>	
<ol style="list-style-type: none"> <li>1. Pledge of Allegiance to the Flag (Independence Day)</li> <li>2. Public Forum</li> <li>3. Consent Calendar <ol style="list-style-type: none"> <li>a. Approval of City Council Minutes</li> <li>b. Approval of Tentative Working Agenda</li> </ol> </li> </ol>		CS/Bloch CS/Forrest

<b>JULY 13</b>	<b>WEDNESDAY</b>
----------------	------------------

<b>Noon</b> <b>Harris Hall</b>	<b>Council Work Session</b> <b>Expected Absences:</b>
<ol style="list-style-type: none"> <li>A. WS:</li> <li>B. WS:</li> </ol>	

<b>JULY 18</b>	<b>MONDAY</b>
----------------	---------------

<b>7:30 p.m.</b> <b>Harris Hall</b>	<b>Council Public Hearing</b> <b>Expected Absences:</b>
<ol style="list-style-type: none"> <li>1. PH:</li> </ol>	

<b>JULY 20</b>	<b>WEDNESDAY</b>
----------------	------------------

<b>Noon</b> <b>Harris Hall</b>	<b>Council Work Session</b> <b>Expected Absences:</b>
<ol style="list-style-type: none"> <li>A. WS:</li> <li>B. WS:</li> </ol>	

<b>JULY 25</b>	<b>MONDAY</b>
----------------	---------------

<b>5:30 p.m.</b> <b>Harris Hall</b>	<b>Council Work Session</b> <b>Expected Absences:</b>	
<ol style="list-style-type: none"> <li>A. Committee Reports and Items of Interest from Mayor, City Council and City Manager</li> <li>B. WS:</li> </ol>		30 mins

A=action; PH=public hearing; WS=work session

**EUGENE CITY COUNCIL  
TENTATIVE WORKING AGENDA**  
January 21, 2016

**7:30 p.m. Council Meeting**  
**Harris Hall Expected Absences:**  
1. Public Forum  
2. Consent Calendar  
    a. Approval of City Council Minutes  
    b. Approval of Tentative Working Agenda

CS/Bloch  
CS/Forrest

**JULY 27 WEDNESDAY**

**Noon Council Work Session**  
**Harris Hall Expected Absences:**  
A. WS:  
B. WS:

COUNCIL BREAK: JULY 28, 2016 – SEPTEMBER 12, 2016

**ON THE RADAR**

<b>Work Session Polls/Council Requests</b>	<b>Status</b>
1. Update on EPD Response to Mental Health Crises .....	to be scheduled
2. Renter Displacement Protection (Syrett).....	to be scheduled

A=action; PH=public hearing; WS=work session





# EUGENE CITY COUNCIL

## AGENDA ITEM SUMMARY




---

Action: Appointment to Metropolitan Wastewater Management Commission

---

Meeting Date: January 25, 2016  
 Department: Public Works  
[www.eugene-or.gov](http://www.eugene-or.gov)

Agenda Item Number: 2C  
 Staff Contact: Michelle Cahill  
 Contact Telephone Number: 541-682-8606

---

### ISSUE STATEMENT

This is an action item to reappoint one member (Walt Meyer) to the Metropolitan Wastewater Management Commission (MWMC) to fill a position with a term which will expire January 31, 2019.

### BACKGROUND

The purpose of the Metropolitan Wastewater Management Commission is to act as the governing and policy-making body for regional wastewater management activities. Seven persons compose the commission, three of whom represent the City of Eugene: one elected official and two citizen-at-large members. The Mayor appoints the elected official and nominates the citizen representatives for three-year terms. The City Council then votes on the Mayor's citizen nominations.

Mr. Meyer is willing to continue in his role of a Eugene Citizen Representative. MWMC General Manager Matt Stouder provided a letter of recommendation for Mr. Meyer (attached).

The Mayor nominated Mr. Meyer for reappointment.

### RELATED CITY POLICIES

The Metropolitan Wastewater Management Commission serves as an advisory body to the City Council working under an intergovernmental agreement.

### COUNCIL OPTIONS

1. Appoint Walt Meyer, who has been nominated by the Mayor.
2. Appoint someone else.
3. Seek additional candidates for this position.

### CITY MANAGER'S RECOMMENDATION

The City Manager has no recommendation on this item; the appointment is made by the council.

**SUGGESTED MOTIONS**

I move to appoint Walt Meyer to Position 2 on the Metropolitan Wastewater Management Commission for a term beginning on February 1, 2016, and ending on January 31, 2019.

**ATTACHMENTS**

- A. MWMC General Manager Recommendation
- B. List of Current MWMC Membership

**FOR MORE INFORMATION**

Staff Contact: Michelle Cahill  
Telephone: 541-682-8606  
Staff E-Mail: michelle.r.cahill@ci.eugene.or.us

*PARTNERS IN  
WASTEWATER  
MANAGEMENT*

www.mwmcpartners.org

Metropolitan Wastewater Management Commission



*partners in wastewater management*

December 28, 2015

*MWMC  
Commission*

Hilary Loud  
Eugene Citizen  
MWMC President

Joe Pishioneri  
Springfield City Councilor  
MWMC Vice-President

George Brown  
Eugene City Councilor

Bill Inge  
Lane County Citizen

Doug Keeler  
Springfield Citizen

Walt Meyer  
Eugene Citizen

Faye Stewart  
Lane County Commissioner

Administration

Matt Stouder  
MWMC General Manager  
City of Springfield  
225 Fifth Street  
Springfield, Oregon 97477  
(541) 726-3694  
FAX (541) 726-2309

Operations

Michelle Cahill  
Director of Wastewater Div.  
City of Eugene  
410 River Avenue  
Eugene, Oregon 97404  
(541) 682-8600  
FAX (541) 682-8601

The Honorable Kitty Piercy  
125 E 18<sup>th</sup> Avenue  
Eugene, OR 97401

RE: MWMC Eugene Citizen Representative – Recommendation from the MWMC General Manager

Mr. Walt Meyer is currently serving as a citizen representative from the City of Eugene on the Metropolitan Wastewater Management Commission (MWMC). Commissioner Meyer's term will expire in February 2016.

Commissioner Meyer has held his position on the MWMC since February of 2010, and has served in the capacity of Commission President during his tenure. Mr. Meyer is uniquely qualified to serve as a MWMC Commissioner based on his professional training as an environmental engineer and his forty-plus years of work experience. Mr. Meyer is well versed in the regulatory and fiscal challenges facing the MWMC, and uses his technical knowledge to further the MWMC's mission of protecting the public health, safety and the environment of the Eugene-Springfield metropolitan area. Mr. Meyer also demonstrates leadership in helping MWMC achieve its goals, including maintaining fiscal management that is effective and efficient.

Commissioner Meyer understands and respects the importance of partnership, which forms the foundation of the MWMC, and has demonstrated his commitment to the partnership through his leadership on the Commission. I encourage you to consider reappointing Mr. Meyer to the Metropolitan Wastewater Management Commission representing the City of Eugene. I am confident Mr. Meyer will continue to contribute at a high level while representing the City of Eugene's interest and respecting the regional partnership.

Respectfully,

A handwritten signature in black ink that reads "Matt A. Stouder".

Matt A. Stouder  
MWMC General Manager



**ATTACHMENT B**Metropolitan Wastewater Management Commission  
of the Eugene-Springfield Metropolitan Area

June 30, 2015

GOVERNING BOARDHilary Loud  
1800 Lakewood Court, #102  
Eugene, OR 97402Eugene  
Citizen Representative  
PresidentJoe Pishioneri  
961 S. 70<sup>th</sup> St.  
Springfield, OR 97478Springfield  
Council Representative  
Vice-PresidentBill Inge  
1831 W. Broadway  
Eugene, OR 97402Lane County  
Citizen RepresentativeGeorge Brown  
1740 Graham Drive  
Eugene, OR 97405Eugene  
Council RepresentativeDoug Keeler  
3905 Hayden Bridge Rd.  
Springfield, OR 97477Springfield  
Citizen RepresentativeWalt Meyer  
3987 Brae Burn Dr.  
Eugene, OR 97405Eugene  
Citizen RepresentativeFaye Stewart  
125 E. 8<sup>th</sup> Ave.  
Eugene, OR 97401Lane County  
Lane County CommissionerADMINISTRATION225 Fifth Street  
Springfield, Oregon 97477

Anette Spickard

MWMC Executive Officer

Matt Stouder

MWMC General Manager

Michelle Cahill

Eugene Wastewater Division Director

Robert J. Duey

MWMC Finance Officer



# EUGENE CITY COUNCIL

## AGENDA ITEM SUMMARY




---

### Adoption of Ordinance Concerning State Law Consistency; Amending Chapter 4 (Offenses) and Chapter 5 (Traffic); and Providing an Effective Date

---

Meeting Date: January 25, 2016  
Department: City Attorney's Office  
[www.eugene-or.gov](http://www.eugene-or.gov)

Agenda Item Number: 2D  
Staff Contact: Kathryn Brotherton  
Contact Telephone Number: 541-682-8447

---

#### ISSUE STATEMENT

The council is scheduled to take action on an ordinance to amend parts of chapters 4 and 5 of the Eugene Code in order to update the City Code to make it consistent with state law changes. Most of the proposed amendments reflect changes made by the Oregon State Legislature during the 2015 legislative session. All of the State legislative changes became effective on January 1, 2016, or earlier.

#### BACKGROUND

Each biennium, the City Council updates the Eugene Code to ensure that Code provisions are consistent with legislated changes to the State's criminal and traffic codes. The attached ordinance amends the Code consistent with the changes made during the 2015 legislative session (or earlier). Specifically, the attached ordinance makes the following changes:

1. Amends EC 4.110 for consistency with ORS 471.410 (providing liquor to person under 21 or intoxicated person). Specifies that a parent or guardian may give or otherwise make alcoholic liquor available to a person under the age of 21 only if the person is in a private residence and is accompanied by the parent or guardian.
2. For consistency with Measure 91 and HB 3400 (legalization of marijuana), deletes the offense of possessing an ounce or less of marijuana (EC 4.240), adds the offense of use of marijuana in a public place (EC 4.241) and adds the offense of marijuana in public view (EC 4.242). Pursuant to Measure 91 and HB 3400, violation of these two new offenses carries a maximum penalty of \$1,000.
3. Amends EC 4.782 for consistency with ORS 164.354 (criminal mischief in the second degree). Increases the minimum amount of reckless property damage for this offense from \$100 to \$500.
4. Amends EC 4.805 for consistency with ORS 164.005(3) (definition of "enter or remain unlawfully") by changing an "or" to an "and."

5. Amends EC 4.812 for consistency with ORS 163.700 (invasion of personal privacy). Makes it a crime punishable by a fine up to \$5,000, one year in jail, or both, for a person to knowingly photograph or video another person's intimate area (defined as nudity or undergarments that are covered by clothing) without the consent of the person being recorded and the person being recorded has a reasonable expectation of privacy.
6. Amends EC 4.888 for consistency with ORS 166.250 (unlawful possession of a firearm) regarding concealing a handgun within a vehicle.
7. Amends EC 5.005 to readopt the State Traffic Code and incorporate all of the amendments made in 2015 to the State Traffic Code.

The City Council held a public hearing on this ordinance on January 19, 2016.

### **RELATED CITY POLICIES**

Municipal courts have concurrent jurisdiction with State courts for all traffic and criminal violations and misdemeanors. In order to provide fair and equitable treatment to offenders, the City has maintained consistency between provisions of the Eugene Code and the State statutes in the definition of various violations and misdemeanors.

### **COUNCIL OPTIONS**

1. Adopt the ordinance as proposed in Attachment A.
2. Adopt the ordinance with amendments.
3. Take no action on the proposed ordinance.

### **CITY MANAGER'S RECOMMENDATION**

The City Manager recommends adopting the ordinance as proposed in Attachment A with an immediate effective date.

### **SUGGESTED MOTION**

Move to adopt Council Bill 5151, an Ordinance Concerning State Law Consistency; Amending Chapter 4 (Offenses) and Chapter 5 (Traffic).

### **ATTACHMENTS**

- A. Proposed Ordinance

### **FOR MORE INFORMATION**

Staff Contact: Kathryn Brotherton  
Telephone: 541-682-8447  
Staff E-Mail: [Kathryn.Brotherton@ci.eugene.or.us](mailto:Kathryn.Brotherton@ci.eugene.or.us)



## ORDINANCE NO. \_\_\_\_\_

**AN ORDINANCE CONCERNING STATE LAW CONSISTENCY; AMENDING CHAPTER 4 (OFFENSES) AND CHAPTER 5 (TRAFFIC); AND PROVIDING AN EFFECTIVE DATE.**

**THE CITY OF EUGENE DOES ORDAIN AS FOLLOWS:**

**Section 1.** Section 4.110 of the Eugene Code, 1971, is amended to provide:

**4.110 Sales, Etc., to Certain Persons Prohibited.**

- (1) No person shall sell, give or otherwise make available any alcoholic liquor to any person who is visibly intoxicated.
- (2) No one other than the person's parent or guardian shall sell, give or otherwise make available any alcoholic liquor to a person under the age of 21 years. ***A parent or guardian may give or otherwise make alcoholic liquor available to a person under the age of 21 years only if the person is in a private residence and is accompanied by the parent or guardian.*** A person violates this subsection who sells, gives or otherwise makes available alcoholic liquor to a person with the knowledge that the person to whom the liquor is made available will violate this subsection.
- (3) No person who exercises control over private real property may knowingly allow any other person under the age of 21 years who is not a child or minor ward of the person to consume alcoholic liquor on the property, or allow any other person under the age of 21 years who is not a child or minor ward of the person to remain on the property if the person under the age of 21 years consumes alcoholic liquor on the property. The prohibitions of this subsection apply only to a person who is present and in control of the location at the time the consumption occurs. The prohibitions of this subsection do not apply to the owner of rental property, or the agent of an owner of rental property, unless the consumption occurs in the individual unit in which the owner or agent resides.
- (4) Nothing in this section prohibits any licensee under this chapter from allowing a person who is visibly intoxicated from remaining on the licensed premises so long as the person is not sold or served any alcoholic liquor.

**Section 2.** Section 4.240 of the Eugene Code, 1971, is repealed.

**~~4.240 Use or Possession of Less than One Ounce of Marijuana.~~**

- ~~(1) No person shall knowingly or intentionally use or possess less than one avoirdupois ounce of the dried leaves, stems and flowers of the plant marijuana unless used or possessed pursuant to a prescription valid within the state of Oregon.~~
- ~~(2) For purposes of this section, marijuana includes the leaves, stems, flowers and seeds of the plant Cannabis family Moraceae, whether growing or not; but shall not include the resin or oil extracted from any part of such plant, and~~

~~every compound, manufacture, salt, derivative, mixture or preparation from such resin or oil, including hashish and natural or synthetic tetrahydrocannabinol; and shall not include the mature stalks of such plant, fiber produced from such stalks, oil or cake made from the seeds of such plant, any other compound, manufacture, salt derivative, mixture or preparation of such mature stalks, fiber, oil or cake, or the sterilized seed of such plant which is incapable of germination.]~~

**Section 3.** Section 4.241 of the Eugene Code, 1971, is added to provide:

**4.241 Use of Marijuana Items in Public Place.**

- (1) *No person shall engage in the use of marijuana items in a public place.***
- (2) *For purposes of this section, “marijuana items” and “public place” have the meanings given those terms in section 5, chapter 1, Oregon Laws 2015.***

**Section 4.** Section 4.242 of the Eugene Code, 1971, is added to provide:

**4.242 Marijuana in Public View.**

- (1) *No person may produce, process, or store homegrown marijuana or homemade cannabinoid products or cannabinoid concentrates if the homegrown marijuana or homemade cannabinoid products or cannabinoid concentrates can be readily seen by normal unaided vision from a public place.***
- (2) *For purposes of this section, “produce,” “process,” “homegrown,” “homemade,” “cannabinoid products,” “cannabinoid concentrates,” and “public place” have the meanings given those terms in section 5, chapter 1, Oregon Laws 2015.***

**Section 5.** Section 4.782 of the Eugene Code, 1971, is amended to provide:

**4.782 Criminal Mischief in the Second Degree.** A person commits the crime of criminal mischief in the second degree if:

- (a)** The person violates section 4.780, and as a result thereof, damages property in an amount exceeding [~~\$100~~] **\$500**; or
- (b)** Having no right to do so nor reasonable ground to believe that the person has such right, the person intentionally damages property of another, or, the person recklessly damages property of another in an amount exceeding [~~\$100~~] **\$500**.

**Section 6.** Section 4.805 of the Eugene Code, 1971, is amended by amending the definition of "Enter or remain unlawfully" to provide:

**4.805** **Trespassing - Definitions.** As used in sections 4.806 to 4.810, except as the context requires otherwise:

"Enter or remain unlawfully" means:

- (a) To enter or remain in or upon premises when the premises, at the time of such entry or remaining, are not open to the public [or] **and** the entrant is not otherwise licensed or privileged to do so; or
- (b) To fail to leave premises that are open to the public after being lawfully directed to do so by the person in charge; or
- (c) To enter premises that are open to the public after being lawfully directed not to enter the premises.

**Section 7.** Section 4.812 of the Eugene Code, 1971, is amended to provide:

**4.812** **Violating Privacy of Another.**

- (1) No person, other than an officer performing a lawful duty, shall enter upon land or into a building used in whole or part as a dwelling not the person's own without permission of the owner or person entitled to possession thereof and while so trespassing look through or attempt to look through a window, door or transom of the dwelling or that part of the building used as a dwelling with the intent to violate the privacy of any other person.
- (2) No person shall knowingly make or record a photograph, motion picture, videotape or other visual recording of another person in a state of nudity without the consent of the person being recorded if, at the time the recording is being made or recorded, the person being recorded is in a place and circumstance where the person has a reasonable expectation of personal privacy.
- (3) No person shall, for the purpose of arousing or gratifying the sexual desire of the person, be in a location to observe another person in a state of nudity without the consent of the other person while the other person is in a place and circumstance where the person has a reasonable expectation of personal privacy.
- (4) ***No person shall knowingly make or record a photograph, motion picture, videotape or other visual recording of another person's intimate area without the consent of the person being recorded and the person being recorded has a reasonable expectation of privacy concerning the area.***
- (45) Subsections (2) and (3) of this section shall not apply to:
  - (a) Any legitimate medical procedure performed by or under direction of a person licensed to provide medical service for the purpose of medical diagnosis, treatment, education or research, including, but not limited to, the recording of medical procedures; and
  - (b) Any activity undertaken in the course of bona fide law enforcement or corrections activity or necessary to the proper functioning of the criminal justice system, including but not limited to the operation and

management of jails, prisons and other youth and adult corrections facilities.

- (56) As used in subsections (2), (3), and (4) **and (5)** of this section, the following terms and phrases mean:

***Intimate Area. Means nudity, or undergarments that are being worn by a person and are covered by clothing.***

***Make or record a photograph, motion picture, videotape or other visual recording.*** Includes, but is not limited to, making or recording or employing, authorizing, permitting, compelling or inducing another person to make or record a photograph, motion picture, videotape or other visual recording.

***Nudity.*** Means uncovered, or less than opaquely covered, post-pubescent human genitals, pubic areas or a post-pubescent human female breast below a point immediately above the top of the areola. Nudity includes a partial state of nudity.

***Place and circumstance where the person has a reasonable expectation of personal privacy.*** Includes, but is not limited to, a bathroom, dressing room, locker room that includes an area for dressing or showering, tanning booth and any area where a person undresses in an enclosed space that is not open to public view.

***Public view.*** Means that an area can be readily seen and that a person within the area can be distinguished by normal unaided vision when viewed from a public place as that term is defined in Section 4.890 of this code.

***Reasonable expectation of privacy concerning the intimate area. Means that the person intended to protect the intimate area from being seen and has not exposed the intimate area to public view.***

**Section 8.** Section 4.888 of the Eugene Code, 1971, is amended to provide:

**4.888 Weapons - Unlawful Possession of Firearms.**

- (1) Except as otherwise provided in this section, section 4.889, ORS 166.260, 166.270, 166.274, 166.280, 166.291, 166.292 or 166.410 to 166.470, a person commits the crime of unlawful possession of a firearm if the person knowingly:
- (a) Carries any firearm concealed upon the person, without having a license to carry the firearm as provided in ORS 166.291 and 166.292;
  - (b) ~~Carries~~ **Possesses a handgun that is** concealed and readily accessible ~~about~~ **to** the person within any vehicle ~~which is under the person's control or direction any handgun, without having a license to carry such firearm as provided in ORS 166.291 and 166.292;~~ or
  - (c) Possesses a firearm and:
    - 1. Is under 18 years of age;

2. Has been convicted of a felony or found guilty, except for insanity under ORS 161.295, of a felony;
  3. Was committed to the Mental Health and Development Disability Services Division under ORS 426.130 within four years prior to January 1, 1990; or
  4. Was found to be mentally ill and subject to an order under ORS 426.130 that the person be prohibited from purchasing or possessing a firearm as a result of that mental illness.
- (2) This section does not prohibit:
- (a) A minor, who is not otherwise prohibited under subsection (1)(c) of this section, from possessing a firearm:
    1. Other than a handgun, if the firearm was transferred to the minor by the minor's parent or guardian or by another person with the consent of the minor's parent or guardian; or
    2. Temporarily for hunting, target practice or any other lawful purpose; or
  - (b) Any citizen of the United States over the age of 18 years who resides in or is temporarily sojourning within this state, and who is not within the excepted classes prescribed by ORS 166.270 and subsection (1) of this section, from owning, possessing or keeping within the person's place of residence or place of business any handgun, and no permit or license to purchase, own, possess or keep any such firearm at the person's place of residence or place of business is required of any such citizen. As used in this subsection, "residence" includes a recreational vessel or recreational vehicle while used, for whatever period of time, as residential quarters.
- (3) Firearms carried openly in belt holsters are not concealed within the meaning of this section.

**Section 9.** Section 4.990 of the Eugene Code, 1971, is amended by repealing the penalty for 4.240; adding penalties for 4.241, 4.242 and 4.812(4) in numerical order to the list of penalties; and amending the penalty for 4.729 to provide:

**4.990 Penalties - Specific.**

- (1) Violation of the following sections is punishable by fine or confinement in jail, or both, up to the amounts indicated opposite each. In addition, the court may order any treatment, related to the violation, deemed necessary for rehabilitation of the offender and the safety of the community.

<u>Section</u>	<u>Penalty</u>
<del>4.240</del>	<del>250 fine</del>
<b>4.241</b>	<b>1000 fine</b>
<b>4.242</b>	<b>1000 fine</b>
4.729	[500] <b>2500</b> fine or [400 days] <b>1 year</b> in jail, or both
4.812(2), <del>and</del> (3) <b>and (4)</b>	5,000 fine or one year in jail, or both

**Section 10.** Section 5.005 of the Eugene Code, 1971, is amended to provide:

**5.005**      **State Traffic Laws.** The provisions of ORS Chapters 801, 802, 803, 805, 806, 807, 809, 810, 811, 813, 814, 815, 816, 818, 819, 820, 821, 822, 823, 825 and OAR 740.100.0010 issued thereunder, and Chapter 153, except for ORS 153.019, ORS 153.020, and ORS 153.021, are hereby adopted, and violations thereof shall constitute an offense against the city.

**Section 11.** The City Recorder, at the request of, or with the concurrence of the City Attorney, is authorized to administratively correct any reference errors contained herein or in other provisions of the Eugene Code, 1971, to the provisions added, amended or repealed herein.

**Section 12.** As a result of certain Bills that passed during the 2015 Legislation Session which have become effective, it is necessary to amend the City Code provisions relating to City offenses and State Traffic Laws immediately. Therefore, pursuant to the provisions of Section 32(2) of the Eugene Charter of 2002, with the affirmative vote of two-thirds of the members of the City Council, this Ordinance shall become effective upon adoption by the Council and approval by the Mayor, or passage over the Mayor's veto.

**Passed by the City Council this**

**Approved by the Mayor this**

\_\_\_\_\_ day of January, 2016

\_\_\_\_\_ day of January, 2016

\_\_\_\_\_  
**City Recorder**

\_\_\_\_\_  
**Mayor**